

# हिन्दी प्रवेशिका

## Sindi Praveshika

Beginners Hindi:  
writing and conversation

Herman H. van Olphen



अ a का ka	आ aa का kaa	इ i कि ki	ई ii की kii	उ u कु ku
ऊ uu कू kuu	ए e के ke	ऐ e कै kai	ओ o को ko	औ au कौ kau
क k	ख kh ख़ x	ग g	घ gh	
च c	छ ch	ज j ज़ z	झ jh (=भ)	
ट T	ठ Th	ड D ड़ R	ढ Dh ढ़ Rh	ण N
त t	थ th	द d	ध dh	न n
प p	फ ph फ़ f	ब b	भ bh	म m
य y	र r	ल l	व v/w	
श ś	ष ṣ	स s	ह h	

# हिन्दी प्रवेशिका

*[hindii praveśikaa]*

## Beginners Hindi: writing and conversation

Herman H. van Olphen

Paradigm Books

407 W. 24th St.

Austin, TX 78705

(512) 472-7986

[www.paradigmbooks.com](http://www.paradigmbooks.com)



# छात्रों के नाम :

You are now beginning what should be a very rewarding study of the Hindi language. Unlike the other major Asian languages, Hindi can be learned with little more effort than required for many European languages. The major reason for this ease of learning is the writing system, which is ideally suited for Hindi and almost perfectly represents the sound system of the language. You can learn to write in Hindi in just a few weeks, although complete mastery of the Devanagari script will take somewhat longer.

Knowledge of Hindi is the key to the Indian subcontinent and its immense variety of religions, cultures, and landscapes; Hindi is spoken by almost as many people in India as all other languages combined, and the *Encyclopedia Britannica* has listed Hindi as the most spoken language in the world (after Chinese) with 685 million speakers of which 413 million speak Hindi as their native language. For activities from tourism to scholarly research, you will find Hindi in the spoken form, which is very similar to Urdu, indispensable. Written Hindi is more limited in scope, but learning how to read and write the Devanagari script is the best way to start learning other Hindi language skills, and Devanagari is also used for other languages, including Sanskrit, Nepali, and Marathi. This book has the limited goal of teaching the writing system and beginning conversation in preparation for a formal course of instruction. Throughout this book a Roman transcription is used along with Devanagari; after mastering the material in this book, you should be able to work with standard Hindi textbooks.

As you go through this book, you should do the exercises and then compare your answers with the keys provided. Two tapes accompany this book and will be very useful to you in relating the sounds of the language to the Devanagari characters. The characters are taught in the traditional order with which you need to be familiar when you use a Hindi-English dictionary later.

Enjoy this trip to proficiency in Hindi, which will take you to the fascinating culture of South Asia.

शुभ यात्रा !



## Table of Contents

1. Introduction.....	1
2. The क <i>ka varg</i> .....	2
3. The vowel <i>maatraas</i> .....	5
4. The च <i>ca varg</i> .....	13
5. The vowels -- full forms.....	18
6. Nasalized vowels.....	24
7. The ट <i>Ta varg</i> .....	25
8. The tongue-flip consonants .....	28
9. The त <i>ta varg</i> .....	29
10. The प <i>pa varg</i> .....	31
11. Summary of the five <i>varg</i> .....	33
12. Semivowels and liquids.....	35
13. The sibilants.....	36
14. Conclusion: ह <i>h</i> .....	37
15. Sanskrit <i>akṣar</i> .....	40
16. Perso-Arabic sounds.....	43
17. Conjunct letters.....	45
18. Conjuncts with र <i>r</i> .....	49
19. Special conjuncts found in Sanskrit words.....	52
20. Other conjuncts.....	53
21. English words in Hindi.....	55
22. Greetings: नमस्ते जी <i>namaste jii</i> .....	63
23. Name questions.....	63
24. Question word <b>where</b> , postpositions <b>in, from</b> .....	66
25. <b>What</b> questions.....	69
26. The map of India.....	75
27. Yes-no questions, क्या <i>kyaa</i> as question marker.....	80
28. Numbers and time expressions.....	81
29. Classroom expressions.....	86
30. Family relationship.....	87
31. Calendar.....	89
32. Indian scenes.....	90
33. Hotel menu.....	100





## 1. INTRODUCTION

Hindi is written in the *devanaagarii* or *naagarii* script, which is derived from the ancient *braahmii* writing system. The *devanaagarii* script is used not only for Hindi and its variants such as *awadhii* and *brajbhaaṣaa* but is also used to write Nepali, Marathi, and Sanskrit, the ancient language of India which is of importance today chiefly in Hindu religious life. The other Indian languages (except Urdu) also use writing systems derived from *braahmi*, but the forms of the letters have become quite different in many cases.


The *devanaagarii* script is **syllabic**; each symbol represents a vowel or a consonant and a following vowel. Such a syllabic symbol is called *akṣar*. The *akṣar* are arranged in order, according to pronunciation. First come the vowels, *svaṛ*, then the consonants, *vyañjan*. The consonants are also arranged systematically. First there are five series, *varg*, of consonants arranged according to the place of articulation, from the back of the mouth to the front. Then follow *y*, *r*, *l*, *v*, the sibilants *ś*, *ṣ*, and *s*, and finally *h*. We will learn the *devanaagarii akṣar* in the traditional order, according to the alphabet. However, we will first learn a consonant group before beginning the actual alphabet with the vowels. In that way, we can immediately practice writing some words.




## 2. THE KA VARG

We will begin with the first series of consonants, the *ka varg*. Since this is the first *varg*, the place of articulation is the back of the mouth; since the back of the tongue touches the soft palate, the velum, the *ka varg* is also known as the velar series. In Hindi the name *ka varg* comes from the name of the first *akṣar* in the series (*ka*).

The *ka varg*, like the other four *varg*, is arranged in a particular order based on pronunciation. The first consonant is a voiceless stop, thus with no breath of air following the occlusion. The voiceless, non-aspirated velar stop, *k*, is pronounced like English **k** without the aspiration. Since all Hindi characters are syllables, we always have a vowel with every consonant. When there is no vowel sign, we assume the consonant to be followed by the vowel **a** (pronounced like the **a** in English *sofa*, the "schwa" sound). Thus the first *akṣar ka* is written कः




The next *akṣar* in the *ka varg* is identical in pronunciation to *ka* above except that it is aspirated, i.e., a strong breath of air occurs after the *k*. The *akṣar kha* is written खः



Neither क or ख is identical to English k, which is usually lightly aspirated. क has no aspiration whatsoever; pronounce the English word **skit** without the **s** and you will be close to the sound of k. On the other hand, ख is more strongly aspirated than English k.

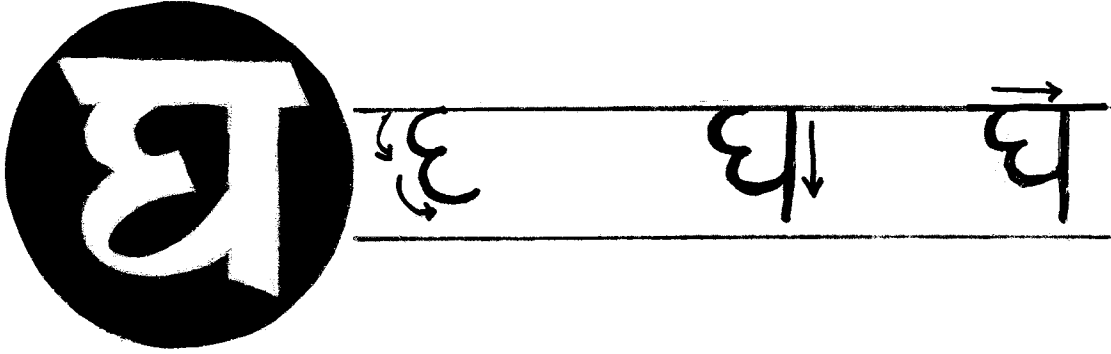
Now we go to the voiced consonants in the *ka varg*, those pronounced with vibration of the vocal cords. The first is non-aspirated ग, which is very similar to English **g** in **good**.



Although ग is similar to the corresponding English sound, you may have difficulty distinguishing क from ग, since English has only one unaspirated velar consonant, g. Thus when you hear Hindi क, the other unaspirated velar consonant, you may interpret it as ग even though it is voiceless and pronounced with somewhat greater force. Thus clearly distinguish these pairs:

- |            |                |             |               |
|------------|----------------|-------------|---------------|
| 1. kaa/gaa | 2. kul/gul     | 3.kram/gram | 4.kelaa/gelaa |
| 5. ko/go   | 6. koraa/goraa | 7. kam/gam  | 8. kis/gis    |

Since **g** is never aspirated in English (or other non-Indian languages), you may find the next *akṣar* in the *ka varg*, aspirated *gha*, written घ, somewhat difficult to pronounce:



The first four consonants of each series, like क ख ग घ above for the क varg, are known as **stops**, since they are short discrete sounds. The fifth consonant, however, is a nasal continuant. In the क varg, the nasal continuant is pronounced like **ng** in English **singer** and written ङ. In practice, however, ङ is rarely written in Hindi, since it is not an independent phoneme but occurs only immediately preceding the क varg *akṣar* क ख ग घ. Thus a pronunciation as in **finger** is possible in Hindi but not a pronunciation as in **singer**. When the sound of ङ occurs, it is usually marked as a dot on the preceding consonant, a process known as *anuswaar*. The English word gunk would be written गंक /gank/.

We have now learned the क varg :

voiceless stop		voiced stop		nasal
unaspirated	aspirated	unaspirated	aspirated	
क	ख	ग	घ	ङ

### 3. THE VOWEL MAATRAAS

We will first learn the vowels in the form in which they are written when following a consonant, the *maatras* form. The consonant is combined with the vowel *maatras* to form the *akṣar*.

The first vowel is *a*, pronounced like the underlined vowels in the English words: **sofa** **believe**. The *maatras* form of this vowel is not written but is assumed present when no other *maatras* is written:

क *ka* ख *kha* ग *ga* घ *gha*

The vowel *a* is **not** assumed present at the end of the word unless the word consists of only one *akṣar*:

Thus ख = *kha* but गख = *gakh*, not *gakha*

The vowel *aa* is pronounced somewhat like the vowels in American English **father**, **cot**, but the tongue is further forward. The *maatras* form of the vowel aa is written as a vertical line after the consonant. Thus after the consonant क :

*kaa*

क॑ क॑ क॑

The vowel *i*, pronounced as in English 'sit' or, when at the end of the word, as a very short clipped (i.e. non-diphthongal) version of the vowel in English 'see' is unusual in that its *maatras* form is written before the consonant it follows in pronunciation.

With the consonant क :

*ki*



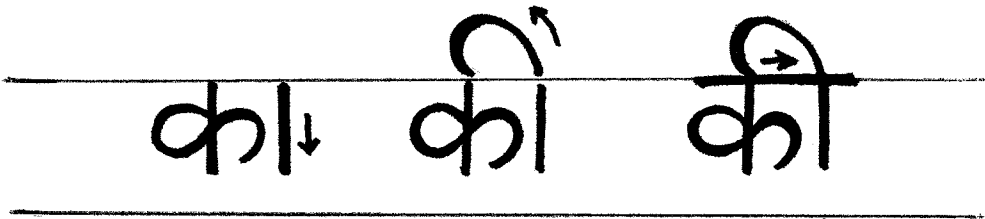
The loop should touch the consonant where the consonant touches the horizontal line at the left.

खि गि धि

The vowel *ii* (the long version of the vowel above) is pronounced like the vowel in English 'see' or 'seat' but *ii* is tenser in Hindi and without the y-glide at the end. It is written with the vertical line **after** the consonant, again connected with a loop.

Example with क :

*kii*




The loop should touch the consonant where the consonant touches the horizontal line at the right:

की खी गी घी


The short vowel *u* is pronounced somewhat like the vowel in English 'put', but the lips should be well-rounded. Example with कः

*ku*



The long vowel *uu* is pronounced somewhat like the vowel in English 'coo' but without the w-glide at the end and with the lips well-rounded. Example with कः

*kuu*



Practice pronunciation of these *akṣar* :

Distinguish long and short consonant sounds:


- |    |    |    |    |    |
|----|----|----|----|----|
| 1. | क  | का | ग  | गा |
| 2. | ख  | खा | घ  | घा |
| 3. | कि | की | गि | गी |
| 4. | खि | खी | घि | घी |
| 5. | कु | कू | गु | गू |

Distinguish voiceless and voiced consonant sounds:


- |    |       |     |       |     |       |
|----|-------|-----|-------|-----|-------|
| 6. | का/गा | 7.  | कू/गू | 8.  | का/गा |
| 9. | का/खा | 10. | कू/खू | 11. | की/खी |


Distinguish unaspirated and aspirated consonant sounds:


- |     |       |     |       |     |       |
|-----|-------|-----|-------|-----|-------|
| 12. | गा/घा | 13. | गू/घू | 14. | गी/घी |
|-----|-------|-----|-------|-----|-------|

The vowel *e* is pronounced like the vowels in English 'pay' and 'bait', but it is pronounced more tensely and without the final y-glide. The *maatras* form of this vowel is written as a  marker above the consonant. Example with कः


*ke*



This *maatras* may be slanted more to the left and have a loop at the top . It touches the horizontal line where the consonant touches the horizontal line at the right.


The vowel *ai* is usually pronounced like the vowel in English 'bet'; the transcription with two different vowels reflects the fact that some speakers pronounce this sound like a diphthong. The *maatras* form of this vowel is written as a double  marker above the consonant. Example with कः

*kai*





Both 'flags' touch the horizontal line at the same point, where the consonants touch the horizontal line at the right.




The vowel *o* is pronounced like the vowel in English 'boat' without the following w-glide and with the lips well-rounded. The *maatras* form of this vowel consists of a vertical line at the right of the consonant and a single  touching the horizontal line at the same point as the right vertical line. Example with कः

*ko*



The vowel *au* is usually pronounced like the vowel in English **brought** or **saw** although some Hindi speakers pronounce it like a diphthong. It is written like औ but with a double  touching the horizontal line at the same place as the right vertical line. Example with कः :

*kau*



EXERCISE A Write the following *akṣar* using the Devanaagarii alphabet.  
(Letters hang from the horizontal bar.)

1. *ka* \_\_\_\_\_ *ki* \_\_\_\_\_ *ku* \_\_\_\_\_ *ke* \_\_\_\_\_ *ko* \_\_\_\_\_

*kaa* \_\_\_\_\_ *kii* \_\_\_\_\_ *kuu* \_\_\_\_\_ *kai* \_\_\_\_\_ *kau* \_\_\_\_\_

2. *kha* \_\_\_\_\_ *khi* \_\_\_\_\_ *khu* \_\_\_\_\_ *khe* \_\_\_\_\_ *kho* \_\_\_\_\_

*khaa* \_\_\_\_\_ *khi* \_\_\_\_\_ *khuu* \_\_\_\_\_ *khai* \_\_\_\_\_ *khau* \_\_\_\_\_

3. *ga* \_\_\_\_\_ *gi* \_\_\_\_\_ *gu* \_\_\_\_\_ *ge* \_\_\_\_\_ *go* \_\_\_\_\_

*gaa* \_\_\_\_\_ *gii* \_\_\_\_\_ *guu* \_\_\_\_\_ *gai* \_\_\_\_\_ *gau* \_\_\_\_\_

4. *gha* \_\_\_\_\_ *ghi* \_\_\_\_\_ *ghu* \_\_\_\_\_ *ghe* \_\_\_\_\_ *gho* \_\_\_\_\_

*ghaa* \_\_\_\_\_ *ghii* \_\_\_\_\_ *ghuu* \_\_\_\_\_ *ghai* \_\_\_\_\_ *ghau* \_\_\_\_\_

EXERCISE A Compare the key below with the *akṣar* you wrote on the previous page.

1. *ka* क *ki* कि *ku* कु *ke* के *ko* को  
*kaa* का *kii* की *kuu* कू *kai* कै *kau* कौ
2. *kha* ख *khi* खि *khu* खु *khe* खे *kho* खो  
*khaa* खा *khi* खी *khuu* खू *khai* खै *khou* खौ
3. *ga* ग *gi* गि *gu* गु *ge* गे *go* गो  
*gaa* गा *gii* गी *guu* गू *gai* गै *gau* गौ
4. *gha* घ *ghi* घि *ghu* घु *ghe* घे *gho* घो  
*ghaa* घा *ghii* घी *ghuu* घू *ghai* घै *ghau* घौ

**EXERCISE B** Write the following words in Devanaagarii. Note that the nasal (n) is written with a dot on the previous consonant. (see p.4)  
Cover up key on next page until after you have written the exercise.

- |     |                 |       |                    |
|-----|-----------------|-------|--------------------|
| 1.  | <i>kanghaa</i>  | _____ | (large comb)       |
| 2.  | <i>kanghii</i>  | _____ | (small comb)       |
| 3.  | <i>kaakaa</i>   | _____ | (paternal uncle)   |
| 4.  | <i>kank</i>     | _____ | (white kite)*      |
| 5.  | <i>kaakii</i>   | _____ | (paternal aunt)    |
| 6.  | <i>kaag</i>     | _____ | (crow)             |
| 7.  | <i>kekaa</i>    | _____ | (peacock's cry)*   |
| 8.  | <i>kokh</i>     | _____ | (womb)             |
| 9.  | <i>khang</i>    | _____ | (sword)*           |
| 10. | <i>khaakii</i>  | _____ | (tan color)        |
| 11. | <i>gangaa</i>   | _____ | (Ganges River)     |
| 12. | <i>ghaagh</i>   | _____ | (clever)           |
| 13. | <i>ghii</i>     | _____ | (clarified butter) |
| 14. | <i>ghonghaa</i> | _____ | (snail)            |
| 15. | <i>gungii</i>   | _____ | (type of snake)*   |


\*These words are found in the dictionary but are rare and unknown to the average native speaker in some cases. In all these writing exercises, the words are given only to practice writing; they need not be learned.

EXERCISE B कुंजी *kunjii* ('key')


- |                   |      |                     |       |
|-------------------|------|---------------------|-------|
| 1. <i>kanghaa</i> | कंघा | 9. <i>khang</i>     | खंग   |
| 2. <i>kanghii</i> | कंघी | 10. <i>khaakii</i>  | खाकी  |
| 3. <i>kaakaa</i>  | काका | 11. <i>gangaa</i>   | गंगा  |
| 4. <i>kank</i>    | कंक  | 12. <i>ghaagh</i>   | घाघ   |
| 5. <i>kaakii</i>  | काकी | 13. <i>ghii</i>     | घी    |
| 6. <i>kaag</i>    | काग  | 14. <i>ghonghaa</i> | घोंघा |
| 7. <i>kekaa</i>   | केका | 15. <i>gungii</i>   | गुंगी |
| 8. <i>kokh</i>    | कोख  |                     |       |

#### 4. THE CA VARG


After the क *varg* described in section 2, we have the *ca varg* with a place of articulation more to the front of the mouth. Since the middle of the tongue touches the hard palate, the *ca varg* is called the palatal series. In Hindi, the name of the *ca varg* comes from the name of the first *akṣar* in the series, *ca*, which like the first member of the क *varg*, is voiceless and unaspirated. The *ca* is pronounced like the **ch**'s in English **church**. (We do not use *ch* in the transcription of this consonant, since an *h* following a consonant always signifies aspiration in this transcription and *ca* is unaspirated.) It is written च :




The next *akṣar* in the च *varg* is identical in pronunciation to च above except that it is aspirated. There is no equivalent in English for this sound /ch/. It is written छ:



The first of the voiced consonants in the च *varg* is j which is similar to English /j/ in judge, /jaj/. It is written ज :



The other voiced stop in the च *varg* is aspirated *jh*, which has no English equivalent. It is written either झ or ञ :



The final member of the च varg is the nasal continuant, the palatal ण written ञ . Again, like ड•, the ञ is rarely written in Hindi, since it is not an independent phoneme but found only preceding the च varg consonants. It is then written as a dot on the preceding consonant, the anusvaar. Thus the word ganj is written गंज.



We have now learned the च varg:

voiceless stop		voiced stop		nasal
unaspirated	aspirated	unaspirated	aspirated	
च	छ	ज	झ	ञ

EXERCISE C Write the following in Devanaagarii. (Cover up the key!)

- |          |       |          |       |          |       |          |       |
|----------|-------|----------|-------|----------|-------|----------|-------|
| 1. ca    | _____ | 2. ji    | _____ | 3. cu    | _____ | 4. je    | _____ |
| 5. co    | _____ | 6. chaa  | _____ | 7. jhii  | _____ | 8. chuu  | _____ |
| 9. jhai  | _____ | 10. chau | _____ | 11. ja   | _____ | 12. ci   | _____ |
| 13. ju   | _____ | 14. ce   | _____ | 15. jo   | _____ | 16. jhaa | _____ |
| 17. chii | _____ | 18. jhuu | _____ | 19. chai | _____ | 20. jhau | _____ |

EXERCISE C कुंजी *kunjii* ("key")

1. <i>ca</i>	च	2. <i>ji</i>	जि	3. <i>cu</i>	चु	4. <i>je</i>	जे
5. <i>co</i>	चो	6. <i>chaa</i>	छा	7. <i>jhii</i>	झी	8. <i>chuu</i>	छू
9. <i>jhai</i>	झै	10. <i>chau</i>	छौ	11. <i>ja</i>	ज	12. <i>ci</i>	चि
13. <i>ju</i>	जु	14. <i>ce</i>	चे	15. <i>jo</i>	जो	16. <i>jhaa</i>	झा
17. <i>chii</i>	छी	18. <i>jhuu</i>	झू	19. <i>chai</i>	छै	20. <i>jhau</i>	झौ

EXERCISE D Write these words in Devanagari.

1. *ciikhe* \_\_\_\_\_ (screamed)
2. *kuch* \_\_\_\_\_ (something)
3. *kunjak* \_\_\_\_\_ (guard)
4. *kic kic* \_\_\_\_\_ (prattle)
5. *caacaa* \_\_\_\_\_ (paternal uncle)
6. *caacii* \_\_\_\_\_ (paternal aunt)
7. *khiiij* \_\_\_\_\_ (anger)
8. *cuukii* \_\_\_\_\_ (missed)
9. *cukaa* \_\_\_\_\_ (finished)
10. *cangaa* \_\_\_\_\_ (good)
11. *caakuu* \_\_\_\_\_ (knife)
12. *cungii* \_\_\_\_\_ (customs duty)



13. *cecak* \_\_\_\_\_ (smallpox)  
 14. *caukii* \_\_\_\_\_ (stool)  
 15. *jag* \_\_\_\_\_ (universe)  
 16. *jijjaa* \_\_\_\_\_ (elder sister's husband)  
 17. *jokh* \_\_\_\_\_ (weight)  
 18. *jhakaajhak* \_\_\_\_\_ (shining)  
 19. *cakho* \_\_\_\_\_ (taste)

EXERCISE D कुंजी *kunjii* ('key')

- |                   |        |                       |       |
|-------------------|--------|-----------------------|-------|
| 1. <i>ciikhe</i>  | चीखे   | 11. <i>caakuu</i>     | चाकू  |
| 2. <i>kuch</i>    | कुछ    | 12. <i>cungii</i>     | चुंगी |
| 3. <i>kunjak</i>  | कुंजक  | 13. <i>cecak</i>      | चेचक  |
| 4. <i>kic kic</i> | किचकिच | 14. <i>caukii</i>     | चौकी  |
| 5. <i>caacaa</i>  | चाचा   | 15. <i>jag</i>        | जग    |
| 6. <i>caacii</i>  | चाची   | 16. <i>jijjaa</i>     | जीजा  |
| 7. <i>khij</i>    | खीज    | 17. <i>jokh</i>       | जोख   |
| 8. <i>cuukii</i>  | चूकी   | 18. <i>jhakaajhak</i> | झकाझक |
| 9. <i>cukaa</i>   | चुका   | 19. <i>cakho</i>      | चखो   |
| 10. <i>cangaa</i> | चंगा   |                       |       |


## 5. THE VOWELS -- FULL FORMS

If a vowel does not come after a consonant, it must be written in the full form. Thus the full form is written when a vowel is :


- (1) after another vowel; thus in *gaii (ga+ii)*, *a* is in the *maatras* form (thus not written) and *ii* is in the full form.
- (2) at the beginning of a word as in *aaj today*
- (3) cited alone as in dictionaries or in exclamations such as: *e! o!*

The list below gives the full forms corresponding to the *maatras* we have learned. Note that the distinction between the *maatras* form and the full form is a writing convention only; the pronunciation of the full form of a vowel is identical to that of the *maatras* form.


1. *a /sofa/* *maatras* form after क : क . Full form: अ




Alternative (less common) way of writing this vowel:




2. aa /father/ *maatras* form after क : का . Full form: आ




Alternative (less common) way of writing this vowel:




3. i /sit/ *maatras* form after क : कि . Full form: इ




4. ii /seat/ *maatras* form after क : की . Full form: ई





5. u /pull/ *maatras* form after क : कु . Full form: उ





6. uu /boot/ *maatras* form after क : कू . Full form: ऊ




7. e /bait/ *maatras* form after क : के . Full form: ए




8. ai /bet/ *maatras* form after क : कै . Full form: ऐ



9. o /boat/ *maatras* form after क : को . Full form: ओ




Alternative (less common) way of writing this vowel:



10. au /bought/ *maatras* form after क : कौ . Full form: औ



Alternative (less common) way of writing this vowel:



**EXERCISE E** Fill in the *akṣar* of the Devanaagarii alphabet after the transcriptions given in alphabetical order below:

*a* \_\_\_\_\_ *aa* \_\_\_\_\_ *i* \_\_\_\_\_ *ii* \_\_\_\_\_ *u* \_\_\_\_\_

*uu* \_\_\_\_\_ *e* \_\_\_\_\_ *ai* \_\_\_\_\_ *o* \_\_\_\_\_ *au* \_\_\_\_\_

*ka* \_\_\_\_\_ *kha* \_\_\_\_\_ *ga* \_\_\_\_\_ *gha* \_\_\_\_\_ *ñ* \_\_\_\_\_

*ca* \_\_\_\_\_ *cha* \_\_\_\_\_ *ja* \_\_\_\_\_ *jha* \_\_\_\_\_ *n* \_\_\_\_\_

**EXERCISE F** Write the correct *maatras* form of the vowel indicated after the consonant thus forming a new *akṣar*.

1. च + ए = \_\_\_\_\_

6. ख + औ = \_\_\_\_\_

2. छ + ओ = \_\_\_\_\_

7. क + उ = \_\_\_\_\_

3. ग + ऐ = \_\_\_\_\_

8. ग + ई = \_\_\_\_\_

4. ज + अ = \_\_\_\_\_

9. झ + इ = \_\_\_\_\_

5. भ + आ = \_\_\_\_\_

10. ढ + ऊ = \_\_\_\_\_

**EXERCISE F.** कुंजी *kunjii* ('key')

1. च + ए = चे

6. ख + औ = खौ

2. छ + ओ = छो

7. क + उ = कु

3. ग + ऐ = गै

8. ग + ई = गी

4. ज + अ = ज

9. झ + इ = झि

5. भ + आ = भा

10. ढ + ऊ = ढू

EXERCISE G. Write each word in the Devanaagarii script.

- |                  |       |           |                     |       |                  |
|------------------|-------|-----------|---------------------|-------|------------------|
| 1. <i>ek</i>     | _____ | (one)     | 11. <i>iikh</i>     | _____ | (sugarcane)      |
| 2. <i>ka-ii</i>  | _____ | (several) | 12. <i>jaaegaa</i>  | _____ | (will go)        |
| 3. <i>aag</i>    | _____ | (fire)    | 13. <i>chaa-ii</i>  | _____ | (covered)        |
| 4. <i>ugaa</i>   | _____ | (grew)    | 14. <i>ochaa-ii</i> | _____ | (absurdity)      |
| 5. <i>gaa-o</i>  | _____ | (sing)    | 15. <i>khaa-ii</i>  | _____ | (ate)            |
| 6. <i>khaa-o</i> | _____ | (eat)     | 16. <i>augii</i>    | _____ | (whip)           |
| 7. <i>ga-ii</i>  | _____ | (went)    | 17. <i>jaa-o</i>    | _____ | (go)             |
| 8. <i>ga-uu</i>  | _____ | (cow)     | 18. <i>kauaa</i>    | _____ | (crow)           |
| 9. <i>aaj</i>    | _____ | (today)   | 19. <i>acuuk</i>    | _____ | (unfailing)      |
| 10. <i>ko-ii</i> | _____ | (someone) | 20. <i>khoaa</i>    | _____ | (thickened milk) |

EXERCISE G. कुंजी *kunjii* ('key')

- |                  |     |                     |       |
|------------------|-----|---------------------|-------|
| 1. <i>ek</i>     | एक  | 11. <i>iikh</i>     | ईख    |
| 2. <i>ka-ii</i>  | कई  | 12. <i>jaaegaa</i>  | जाएगा |
| 3. <i>aag</i>    | आग  | 13. <i>chaa-ii</i>  | छाई   |
| 4. <i>ugaa</i>   | उगा | 14. <i>ochaa-ii</i> | ओछाई  |
| 5. <i>gaa-o</i>  | गाओ | 15. <i>khaa-ii</i>  | खाई   |
| 6. <i>khaa-o</i> | खाओ | 16. <i>augii</i>    | औगी   |
| 7. <i>ga-ii</i>  | गई  | 17. <i>jaa-o</i>    | जाओ   |
| 8. <i>ga-uu</i>  | गरु | 18. <i>kauaa</i>    | कौआ   |
| 9. <i>aaj</i>    | आज  | 19. <i>acuuk</i>    | अचूक  |
| 10. <i>ko-ii</i> | कोई | 20. <i>khoaa</i>    | खोआ   |

## 6. NASALIZED VOWELS

All vowels in Hindi may be nasalized. Nasalization is marked by a dot and crescent (  $\overset{\text{c}}{\text{candrabindu}}$  ) above the horizontal line. The *candrabindu* is placed directly above the vowel sign:

oral vowel	अ	आ	इ	ई	उ	ऊ	ए	ऐ	ओ	औ
	a	a	i	ii	u	u	e	ai	o	au
nasal vowel	अँ	आँ	इँ	ईँ	उँ	ऊँ	एँ	ऐँ	ओँ	औँ
	ā	āā	ī	īī	ū	ūū	ē	āī	ō	āū

As a writing convention, the crescent is usually omitted when a vowel *maatras* appears above the horizontal line, and only the dot is then written to the right of the *maatras*.

Thus झाँका *jhāũkaa* 'gust' is usually written झाँका  
 चीँख *ciĩkh* 'scream' is usually written चीँख

One disadvantage of this writing convention is that the writing system shows no difference between, say, *ciinkh* (anusvaar) and *ciĩkh* (anunaasik = nasalization), which would both be written चीँख. In this case, *ciĩkh* is correct, since *ciinkh* does not exist. In general, with long vowels, nasalization is more common, while anusvaar is more common with short vowels.

### EXERCISE I. Write in Devanaagarii

- |                    |       |             |                    |       |                |
|--------------------|-------|-------------|--------------------|-------|----------------|
| 1. <i>jōk</i>      | _____ | (leech)     | 9. <i>gũũgaa</i>   | _____ | (deaf)         |
| 2. <i>ũũcaa</i>    | _____ | (high)      | 10. <i>gaaēge</i>  | _____ | (we will sing) |
| 3. <i>kāĩcii</i>   | _____ | (scissors)  | 11. <i>khaaũũ</i>  | _____ | (shall I eat?) |
| 4. <i>jaaũũgaa</i> | _____ | (I will go) | 12. <i>āākh</i>    | _____ | (eye)          |
| 5. <i>cōc</i>      | _____ | (beak)      | 13. <i>jhāũkaa</i> | _____ | (gust)         |
| 6. <i>ũũghii</i>   | _____ | (dozed)     | 14. <i>āĩco</i>    | _____ | (stretch)      |
| 7. <i>cāũke</i>    | _____ | (startled)  | 15. <i>ākaa-ii</i> | _____ | (estimate)     |
| 8. <i>jhāāko</i>   | _____ | (peep)      |                    |       |                |



EXERCISE I. कुंजी *kunjii* ('key')

1. <i>jōk</i>	जोंक	8. <i>jhāāko</i>	झाँको
2. <i>ũucaā</i>	ऊँचा	9. <i>gũũgaa</i>	गूँगा
3. <i>kāĩcii</i>	कैंची	10. <i>gaaēge</i>	गाएँगे
4. <i>jaaũũgaa</i>	जाऊँगा	11. <i>khaaũũ</i>	खाऊँ
5. <i>cōc</i>	चोंच	12. <i>āākh</i>	आँख
6. <i>ũũghĩĩ</i>	ऊँघी	13. <i>jhāũũkaa</i>	झाँका
7. <i>cāũke</i>	चौके	14. <i>āĩco</i>	ऐचो
		15. <i>ākaa-ii</i>	आँकाई



## 7. THE ढ VARG

After the च *varg* described in section 4, we have the ढ *varg* with a place of articulation again further forward in the mouth; the tip of the tongue touches the palate as far back as possible. Since there is some retroflexion of the tip of the tongue, this *varg* is called the retroflex series. In the transcription, retroflex consonants are designated by using capital letters. Other transcriptions use a dot below retroflex consonants:

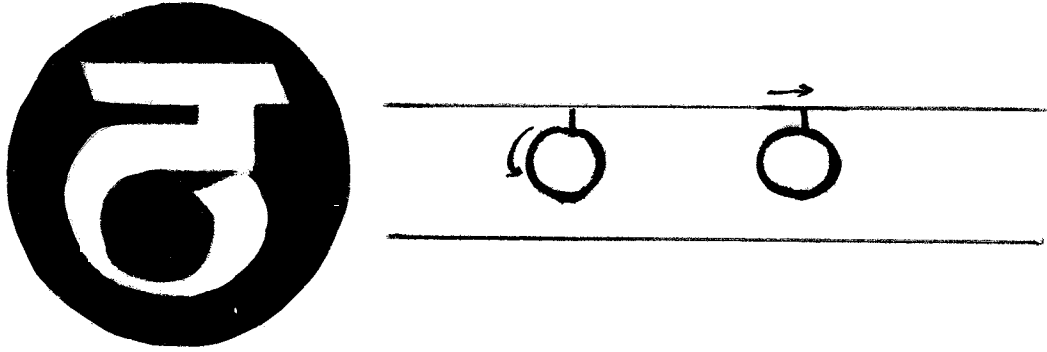
$$T = \text{ṭ} \quad D = \text{ḍ}$$

Although English **t** is pronounced with the tip of the tongue on the alveolar ridge behind the teeth and is thus further front than Hindi retroflex *T*, Hindi speakers use *T* and *D* when pronouncing English loan words with /t/ and /d/, respectively.


The first *akṣar* in the ढ *varg* is voiceless and unaspirated ढ :




The next *akṣar* in the **ट** *varg* is identical in pronunciation to **ट** above except that it is aspirated. /*Tha*/ is written **ठ** :




The first of the voiced stops in the **ड** *varg* is unaspirated /*D*/, **ड** :



The other voiced stop is aspirated /*Dh*/ written **ढ** :



The final member of the ढ varg is the nasal continuant, the retroflex /N/ written ण or



In native Hindi words, ण is rarely written since it is not an independent phoneme but found only preceding the other members of the ढ varg: ढ ठ ड ढ. However, unlike ड• and ञ, there are many nouns borrowed from Sanskrit in which ण is written, although it is usually pronounced like a dental /n/. In native Hindi words, like aNDaa 'egg', the dot (*anusvaar*) is used: अंडा


We have now learned the ढ varg:

voiceless stop		voiced stop		nasal
unaspirated	aspirated	unaspirated	aspirated	
ट	ठ	ड	ढ	ण


## 8. THE TONGUE-FLIP CONSONANTS

These consonants are not part of the five *varg* of the Devanaagarii script, since that alphabet includes only those *akṣar* found in Sanskrit. The tongue-flip consonants developed much later in Hindi and since no symbols were available for these consonants, they are written by putting dots under the retroflex consonants ङ and ञ .

unaspirated / R / ङ



aspirated /Rh / ञ




These *akṣar*, which never occur at the beginning of a word, are pronounced by flipping the tongue from the retroflex position to the teeth. Pronounce these pairs paying attention to the flip of the tongue and the non-aspirated/aspirated distinction:


- |                 |                 |                  |                 |
|-----------------|-----------------|------------------|-----------------|
| 1. आड़ा / आढा   | 2. कड़ा / कढा   | 3. कड़ाई / कढाई  | 4. गोड़ा / गोढा |
| 5. चेड़ा / चेढा | 6. जाड़ा / जाढा | 7. छोड़ो / छोढो  | 8. घड़ा / घढा   |
| 9. अड़ाई / अढाई | 10. चड़ा / चढा  | 11. डाड़ी / डाढी | 12. ईड़ा / ईढा  |

## 9. THE त VARG

After the ट *varg* described in section 7, we have the त *varg* with a place of articulation further forward in the mouth. Since the tip of the tongue touches the back of the teeth, the *ta varg* is called the **dental** series. Note that the tongue is further front than for English /t/. The first member of the त *varg* is voiceless unaspirated तः




The other voiceless *akṣar* in the series is aspirated /th/, written थः




Note that Hindi थ is a त with aspiration, it is **not** pronounced like English 'th' in 'thing' or 'there'.


The first voiced *akṣar* in the त *varg* is unaspirated /d/, written दः



The other voiced *akṣar* in the त् varg is aspirated /dh /, written धः

The final member of the त् varg is the nasal continuant /n /, similar to English /n/ except that the tongue touches the back of the teeth, not the alveolar ridge as in English. It is written नः

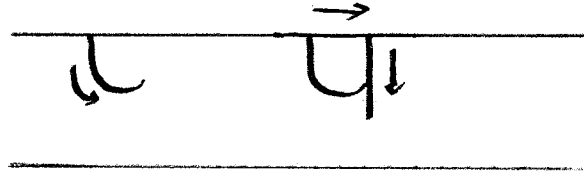

Unlike the nasal continuants in the first three *varg*, *n* is an independent phoneme in Hindi, which does not necessarily occur before a member of the त् varg. It can be written *anusvaar* only when it occurs before one of the members of the त् varg. Thus *sandhi* 'union' is written: संधि .

We have now learned the त् varg:

voiceless stop		voiced stop		nasal
unaspirated	aspirated	unaspirated	aspirated	
त	थ	द	ध	न


## 10. THE PA VARG

The final *varg* the **प** *varg*, includes the stops with place of articulation furthest to the front in the mouth, the lips; the first *akṣar* in this series is unvoiced unaspirated *pa*, written **प** :





Hindi /p/ is unaspirated, unlike English /p /, which is usually somewhat aspirated. By deleting the **s** in English 'spit', you can come close to the pronunciation of Hindi **प**.


The next *akṣar* in the **प** *varg* is identical to **प** , except that it is aspirated. It is written **फ** :




The voiced non-aspirated *akṣar* of the **प** *varg* is almost identical in pronunciation to English /b / and is written **ब** :



The other voiced stop in the **प** varg is aspirated /bh / (no English equivalent ), and is written **भ** :



The final member of the **प** varg is the nasal continuant /m/, which is similar in pronunciation to English /m/ and is written **म**:



Like **न**, **म** is an independent phoneme in Hindi although it may be written as *anusvaar* when it occurs before one of the *akṣar* in the **प** varg. Thus the word *khambaa* 'column' is written **खंभा** .

We have now learned the **प** varg:

voiceless stop		voiced stop		nasal
unaspirated	aspirated	unaspirated	aspirated	
प	फ	ब	भ	म



## 11. SUMMARY CHART OF THE FIVE VARG

PLACE OF ARTICULATION	VOICELESS STOPS				VOICED STOPS				NASALS	
	unaspirated		aspirated		unaspirated		aspirated			
velum	k क	kh ख	g ग	gh घ	n ण	ṅ ङ				
hard palate	c च	ch छ	j ज	jh झ	ñ ण	ṅ ङ				
retroflex	T ट	Th ठ	D ड	Dh ढ	N ण	ṅ ङ				
			R ङ	Rh ङ						
dental (teeth)	t त	th थ	d द	dh ध	n न	ṅ ङ				
labial (lips)	p प	ph फ	b ब	bh भ	m म	ṅ ङ				

### EXERCISE J. Write in the Devanaagarii script.

- |            |       |           |              |       |            |
|------------|-------|-----------|--------------|-------|------------|
| 1. TaTuaa  | _____ | (pony)    | 10. ghoRaa   | _____ | (horse)    |
| 2. Topii   | _____ | (hat)     | 11. taaki    | _____ | (so that)  |
| 3. Thag    | _____ | (cheater) | 12. thoRaa   | _____ | (a little) |
| 4. DaNDaa  | _____ | (stick)   | 13. thakaaii | _____ | (fatigue)  |
| 5. Daakuu  | _____ | (robber)  | 14. dhaatu   | _____ | (element)  |
| 6. Diig    | _____ | (boast)   | 15. pathik   | _____ | (traveler) |
| 7. DeRh    | _____ | (1 1/2)   | 16. bagiicaa | _____ | (garden)   |
| 8. Dhaa-ii | _____ | (2 1/2)   | 17. bachaRaa | _____ | (calf)     |
| 9. Dhang   | _____ | (manner)  | 18. maataa   | _____ | (mother)   |

EXERCISE J. कुंजी *kunjii* ('key')

1. <i>TaTuua</i>	टटुआ	10. <i>ghoRaa</i>	घोड़ा
2. <i>Topii</i>	टोपी	11. <i>taaki</i>	ताकि
3. <i>Thag</i>	ठग	12. <i>thoRaa</i>	थोड़ा
4. <i>DaNDaa</i>	डंडा	13. <i>thakaaii</i>	थकाई
5. <i>Daakuu</i>	डाकू	14. <i>dhaatu</i>	धातु
6. <i>Dīīg</i>	डींग	15. <i>pathik</i>	पथिक
7. <i>DeRh</i>	डेढ़	16. <i>bagiicaa</i>	बगीचा
8. <i>Dhaa-ii</i>	ढाई	17. <i>bachaRaa</i>	बछड़ा
9. <i>Dhang</i>	ढंग	18. <i>maataa</i>	माता



## PRONUNCIATION PRACTICE

Practice the contrast between aspirated and non-aspirated consonants:

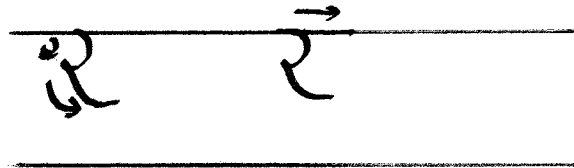

1. च/छ	2. चु/छु	3. चि/छि
4. ज/झ	5. जु/झु	6. जि/झि
7. जा/झा	8. जू/झू	9. जी/झी
10. ता/था	11. ताप/थाप	12. पोता/पोथा
13. टीक/ठीक	14. टोक/ठोक	15. टेका/ठेका
16. पल/फल	17. पटा/फटा	

## 12. SEMIVOWELS AND LIQUIDS



The first semivowel is *y*, which is pronounced like English *y* in 'your' and written य :





The *r* in Hindi is a tongue-trill pronounced by tapping the tip of the tongue on the roof of the mouth behind the teeth one or more times. It is written र :



The Hindi *l* is a clear sound with the tongue touching behind the teeth. It is never the 'dark' *l* of English 'wall'. It is written ल :





Hindi *v* / *w* is pronounced like English *v* but the upper teeth usually do not touch the lower lip . Some speakers pronounce it like English **w** , but the lips stay unrounded. Such a **w**-like pronunciation is found at the end of a word as in *gāāw* 'village' . It is written व :

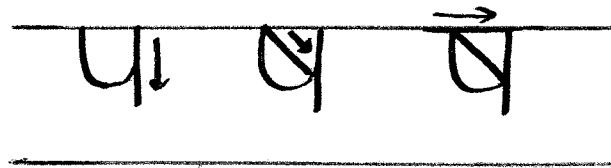



### 13. THE SIBILANTS (S-SOUNDS)



The first sibilant is pronounced like the **sh** in English 'shoot'. It is transcribed as *ś* and written in Hindi as श :



The next sibilant (transcription: *ṣ* ) in the alphabet is found only in a few words borrowed from Sanskrit and is pronounced in Hindi just like the previous sibilant श. It is written ष :




The sound of English **s** in **sit** is written स :



14. **CONCLUSION : h**

The last *akṣar* in the Devanaagarii alphabet is *h* written ह :



**EXERCISE K** Give the entire Devanaagarii alphabet in order without transcriptions. The tongue-flip consonants occur immediately after their non-dotted counterparts.

10 vowels: \_\_\_\_\_

*ka* varg: \_\_\_\_\_

*ca* varg : \_\_\_\_\_

*Ta* varg : \_\_\_\_\_

*ta* varg : \_\_\_\_\_

*pa* varg : \_\_\_\_\_

liquids and semivowels: \_\_\_\_\_

sibilants and *h*: \_\_\_\_\_

**EXERCISE M.**

**EXERCISE L.** Write in the  
Devanaagarii script.

Give the words in Exercise L in the order of the  
Devanagari alphabet:

1	gaandhii	_____	(Gandhi)	1	_____
2	bāigan	_____	(eggplant)	2	_____
3	kaThinaaai	_____	(difficulty)	3	_____
4	taiyaarii	_____	(preparation)	4	_____
5	baariś	_____	(rain)	5	_____
6	miThaaii	_____	(sweet, candy)	6	_____
7	samajh	_____	(understanding)	7	_____
8	duniyaa	_____	(world)	8	_____
9	paRhaa	_____	(literate)	9	_____
10	dhulaaiye	_____	(have washed)	10	_____
11	devanaagarii	_____	(Devanagari)	11	_____
12	pahūcii	_____	(arrived)	12	_____
13	śaabaas	_____	(bravo)	13	_____
14	silaaii	_____	(sewing)	14	_____
15	kitaab	_____	(book)	15	_____
16	haalat	_____	(condition)	16	_____
17	loTaa	_____	(jug)	17	_____
18	paTaakaa	_____	(firecracker)	18	_____
19	kahaavat	_____	(proverb)	19	_____
20	saraahanaa	_____	(praise)	20	_____

EXERCISE M. कुंजी *kunjii* ('key')

कठिनाई	kaThinaaii	पहुँची	pahūcii
कहावत	kahaavat	बारिश	baariś
किताब	kitaab	बैंगन	bāiḡan
गांधी	gaandhii	मिठाई	miThaaii
तैयारी	taiyaarii	लोटा	loTaa
दुनिया	duniyaa	शाबाश	śaabaas
देवनागरी	devanaagarii	समझ	samajh
धुलाइये	dhulaaiye	सराहना	saraahanaa
पटाका	paTaakaa	सिलाई	silaaii
पढ़ा	paRhaa	हालत	haalat

PRONUNCIATION EXERCISE - NASALIZATION

Listen to these pairs of words which differ only in vowel nasalization:

कहा	said ( sg )	कहे	said ( m pl )	कही	said ( f sg )
कहाँ	where	कहै	let's say	कहीं	said ( f pl )


Now pronounce these pairs:

1	आए	आएँ	चले	चले	आई	आई	चली	चलीं
2	जाए	जाएँ	बने	बने	खाई	खाई	बनी	बनीं
3	खाए	खाएँ	सुने	सुने	खेली	खेलीं	सुनी	सुनीं
4	खेले	खेले	मिले	मिले	सीखी	सीखीं	मिली	मिलीं
5	सीखे	सीखे	लिखे	लिखे	बोली	बोलीं	लिखी	लिखीं

## 15. SANSKRIT AKṢAR

We have learned at least two *akṣar* which occur only in words borrowed directly from Sanskrit. Such borrowed *akṣar* do not retain their Sanskrit pronunciation but are pronounced like some other Hindi sound, thus forming an exception to the rule that all Hindi sounds are represented by a single symbol only. Thus Sanskrit ण is pronounced like Hindi न, and Sanskrit ष is pronounced like Hindi श by most speakers.

There is one additional *akṣar* in this category, a Sanskrit vowel sound ऋ, which is pronounced in Hindi as if it were written रि /ri/. This vowel is written ऋ :



Since this *akṣar* was a vowel in Sanskrit, it also has a *maatras* form, which is of course also pronounced /ri/ in Hindi. It is written as a little hook as shown here with क :

*kr̥*      कृ

Other examples:

<i>gr̥</i>	गृ	<i>tr̥</i>	तृ
<i>br̥</i>	बृ	<i>ghr̥</i>	घृ
<i>vr̥</i>	वृ	<i>pr̥</i>	पृ





EXERCISE N. Write the following words of Sanskrit origin using the special letters mentioned in section 15. (Cover up the key at the bottom of the page!)

- |                                     |                                 |
|-------------------------------------|---------------------------------|
| 1. <i>r̄N</i> ----- (debt)          | 9. <i>aNu</i> ----- (atom)      |
| 2. <i>bhaaṣaa</i> ----- (language)  | 10. <i>doṣii</i> ----- (guilty) |
| 3. <i>kaaraN</i> ----- (reason)     | 11. <i>ṛṣit</i> ----- (thirsty) |
| 4. <i>ṛṣi</i> ----- (sage)          | 12. <i>gṛh</i> ----- (house)    |
| 5. <i>kṛpaa</i> ----- (kindness)    | 13. <i>ṛṭiiy</i> ----- (third)  |
| 6. <i>viśeṣaN</i> ----- (adjective) | 14. <i>kṛṣN</i> ----- (Krishna) |
| 7. <i>ṛtu</i> ----- (season)        | 15. <i>ghriNaa</i> ----- (hate) |
| 8. <i>bhaaṣaN</i> ----- (speech)    | 16. <i>ṛṭhvii</i> ----- (earth) |

EXERCISE N. कुंजी *kunjii* ('key')

- |                   |        |                    |        |
|-------------------|--------|--------------------|--------|
| 1. <i>r̄N</i>     | ऋण     | 9. <i>aNu</i>      | अणु    |
| 2. <i>bhaaṣaa</i> | भाषा   | 10. <i>doṣii</i>   | दोषी   |
| 3. <i>kaaraN</i>  | कारण   | 11. <i>ṛṣit</i>    | तृषित  |
| 4. <i>ṛṣi</i>     | ऋषि    | 12. <i>gṛh</i>     | गृह    |
| 5. <i>kṛpaa</i>   | कृपा   | 13. <i>ṛṭiiy</i>   | तृतीय  |
| 6. <i>viśeṣaN</i> | विशेषण | 14. <i>kṛṣN</i>    | कृष्ण  |
| 7. <i>ṛtu</i>     | ऋतु    | 15. <i>ghriNaa</i> | घृणा   |
| 8. <i>bhaaṣaN</i> | भाषण   | 16. <i>ṛṭhvii</i>  | पृथ्वी |

## 16. PERSO - ARABIC SOUNDS

During the long periods of Muslim rule in India, Persian was a semi-official language in India, and many Persian words (some of Arabic origin) came into the language, thus giving rise to the Urdu language. Along with these Urdu words, some non-Hindi sounds were also introduced into Hindi. Since there were no symbols in the Devanaagarii script for these sounds, existing symbols were modified by placing dots below them. There are five such symbols, but the two most common are also found in English.

**फ** pronounced like English /f/. This sound is very commonly used in Hindi both in Urdu words and English borrowings. Even in native words the pronunciation of /f/ is common where /ph/ would be correct. Thus many speakers pronounce फल *phal* 'fruit' as फ़ल *fal*. Other words of Indian origin such as गुफा *guphaa* 'cave' are pronounced *gufaa* by almost everyone.

**ज़** -pronounced like English /z/. This sound is also commonly used in Hindi both in words of Persian origin and English borrowings. Many speakers tend to pronounce all occurrences of ज *j* in Urdu words as ज़ *z*. Thus the word जंजीर *zanjir* 'chain' may often be pronounced जंज़ीर *zanzir*. Still, less educated speakers tend to substitute ज *j* in words such as बाज़ार *baazaar*, i.e. *baajaar*.

**ख़** -pronounced like ch in Scottish loch, German Bach. Although this sound is sometimes heard in words of Indian origin, such as लखनऊ *laxnauu* for लखनऊ, the capital of U.P., it is much more common for speakers in India to substitute ख *kh* for ख़ *x*.

The other two Urdu sounds, written as क़ and ग़, are rarely used in Hindi.

EXERCISE O. Write in the Devanaagarii script.

- |                       |       |               |
|-----------------------|-------|---------------|
| 1. <i>ciiz</i>        | _____ | (thing)       |
| 2. <i>xuubsuurat</i>  | _____ | (beautiful)   |
| 3. <i>zamiin-daar</i> | _____ | (landowner)   |
| 4. <i>baazaar</i>     | _____ | (bazaar)      |
| 5. <i>lifaafaa</i>    | _____ | (envelope)    |
| 6. <i>xaas</i>        | _____ | (special)     |
| 7. <i>fauran</i>      | _____ | (immediately) |
| 8. <i>zanjiir</i>     | _____ | (chain)       |
| 9. <i>xatar-naak</i>  | _____ | (dangerous)   |

EXERCISE O. कुंजी *kunjii* ('key')

- |                       |          |
|-----------------------|----------|
| 1. <i>ciiz</i>        | चीज़     |
| 2. <i>xuubsuurat</i>  | खूबसूरत  |
| 3. <i>zamiin-daar</i> | ज़मीनदार |
| 4. <i>baazaar</i>     | बाज़ार   |
| 5. <i>lifaafaa</i>    | लिफ़ाफ़ा |
| 6. <i>xaas</i>        | खास      |
| 7. <i>fauran</i>      | फ़ौरन    |
| 8. <i>zanjiir</i>     | ज़ंजीर   |
| 9. <i>xatar-naak</i>  | ख़तरनाक  |

## 17. CONJUNCT LETTERS

If we want to write a word like *halka* in Devanaagarii, we must suppress the vowel अ after the ल. One way to suppress the अ is to use the sign called हल or हलंत (hal or halant). Thus *halka* could be written: हल्का

However, the हल is rarely used in Hindi. Much more commonly, special conjuncts are used to suppress the vowel अ between the consonants. When the first consonant has a right vertical line, the right vertical line is deleted and the left part of the second consonant replaces the right vertical line. Thus in *halkaa*:

$$\text{ल} + \text{क} = \text{ल्क} \quad \text{हल्का}$$

Other examples:

<i>saxt</i> 'hard'	ख	+	त	=	ख्त	सख्त
<i>glaani</i> 'sadness'	ग	+	ल	=	ग्ल	ग्लानि
<i>acchaa</i> 'good'	च	+	छ	=	च्छ	अच्छा
<i>jvar</i> 'fever'	ज	+	व	=	ज्व	ज्वर
<i>tyaag</i> 'resignation'	त	+	य	=	त्य	त्याग
<i>dhyaan</i> 'attention'	ध	+	य	=	ध्य	ध्यान
<i>pyaaz</i> 'onion'	प	+	य	=	प्य	प्याज़
<i>haftaa</i> 'week'	फ	+	त	=	फ्त	हफ़्ता
<i>ThaNDaa</i> 'cold'	ण	+	ड	=	ण्ड	ठण्डा
<i>andhaa</i> 'blind'	न्ध	+	ध	=	न्ध	अन्धा

अनुस्वार *anusvaar* may also be used in these two words: ठंडा, अंधा

<i>blaauz</i>	'blouse'	ब	+	ल	=	ब्ल	ब्लाउज़
<i>jaldii</i>	'hurry'	ल	+	द	=	ल्द	जल्दी
<i>vyast</i>	'busy'	व	+	य = व्य	,	स् + त = स्त	व्यस्त
<i>ślok</i>	'stanza'	श	+	ल	=	शल	श्लोक
<i>naṣṭ</i>	'destroyed'	ष	+	ट	=	षट	नष्ट

( श never forms a conjunct with a ट varg consonant, always use ष . )

<i>kyaa</i>	'what'	क	+	य	=	क्य	क्या
<i>lajja</i>	'shame'	ज	+	ज	=	ज्ज	लज्जा

Note that the short vertical strokes at the right of फ and क are treated like the normal right vertical line.

When the left consonant does not have a right vertical line, either use a हल or write one consonant above the other. Examples:

<i>ciTThii</i>	'letter'	च	+	ठ	=	चु	चिट्ठी
<i>aDDaa</i>	'station'	अ	+	ड	=	अड	अड्डा
<i>raddii</i>	'waste'	र	+	द	=	रद	रद्दी
<i>paTTi</i>	'bandage'	प	+	ट	=	पु	पट्टी
<i>yuddh</i>	'war'	यु	+	ध	=	युध	युद्ध

If a conjunct is followed and preceded by a vowel, the two consonants are often not written as a conjunct even though pronounced without intervening अः

1. boltaa 'speaks' बोलता

A verb stem, such as बोल above, never forms a conjunct with the verb endings such as -ता *taa* , etc.

2. laRkaa 'boy' लड़का

The tongue-flip consonants **ड़ ढ** never form conjuncts either as first or second member.

3. raaytaa "pickled salad" रायता

य is never the first member of a conjunct.

4. aglaa "next" अगला

Instances like these are covered by the rule that when the spoken **अ** is dropped in a derivation or plural, the conjunct is not written. (The above word is derived from अगल *agal*.) Other examples:

पागल *paagal* 'crazy' पगला *paglaa* 'crazy person'

औरत *aurat* 'woman' औरतें *aurtē* 'women'

5. There are no consistent rules for foreign words. English conjuncts are usually written as conjuncts in Hindi. In Persian borrowings, conjuncts are less likely to be written. Thus तसवीर is more common than तस्वीर for *tasviir* 'picture' and नज़दीक is more common than नज़दीक for *nazdiik* 'near' . Even when two consonants are not written as a conjunct, do not pronounce the अ sound between them if they are preceded by a vowel **and** followed by a vowel as in the above examples. Thus in औरत *aurat*, a vowel comes before the first consonant, but does not follow the second consonant and the अ is pronounced. In औरतें *aurtē*, both conditions are satisfied and the अ is not pronounced.

**EXERCISE P.** Write as words in Devanaagarii.

Form conjuncts of adjacent consonants.

१ व् अ क् त	-----	१५ र् अ स् स् आ	-----
२ स् व् अ र	-----	१६ भ् अ ट् ट् ई	-----
३ त् व् अ च् आ	-----	१७ अ व् अ श् य	-----
४ अ ण् ड् आ	-----	१८ श् इ ष् य	-----
५ ख् अ ड् ड् ई	-----	१९ स् अ च् च् आ	-----
६ ग् अ द् द् ई	-----	२० स् अ म् अ स् य् आ	-----
७ ख् य् आ ल	-----	२१ ह् अ ड् ड् ई	-----
८ भ् अ क् त् इ	-----	२२ प् अ त् थ् अ र	-----
९ स् अ स् त् आ	-----	२३ अ श् आ न् त	-----
१० अ न् त् इ म	-----	२४ म् अ च् छ् अ र	-----
११ क् अ ष् ट	-----	२५ म् अ क् ख् अ न	-----
१२ क् अ न् य् आ	-----	२६ ब् य् आ ज	-----
१३ च् अ क् क् ई	-----	२७ व् य् आ प् आ र	-----
१४ ह् अ ल् ल् आ	-----	२८ व् य् आ य् आ म	-----

**EXERCISE P.** कुंजी *kunjii* ('key')

१ वक्त	६ सस्ता	१७ अवश्य	२५ मक्खन
२ स्वर	१० अन्तिम	१८ शिष्य	२६ ब्याज
३ त्वचा	११ कष्ट	१९ सच्चा	२७ व्यापार
४ अण्डा	१२ कन्या	२० समस्या	२८ व्यायाम
५ खड्डी	१३ चक्की	२१ हड्डी	
६ गद्दी	१४ हल्ला	२२ पत्थर	
७ खयाल	१५ रस्सा	२३ अशान्त	
८ भक्ति	१६ भट्टी	२४ मच्छर	



## 18. CONJUNCTS WITH र r

### 1. र follows the consonant.

If the consonant has a right vertical line, the र is written as stroke near the bottom of the vertical line:

क्रम	<i>kram</i>	'order'	स्रोत	<i>srot</i>	'source'
प्रिय	<i>priy</i>	'loved'	व्रत	<i>vrat</i>	'fast'
ग्राम	<i>graam</i>	'village'	उम्र	<i>umr</i>	'age'

The only exception is with the consonant त where the special form त्र is used:

छात्र	<i>chaatr</i>	'student'	मात्रा	<i>maatraa</i>	'vowel sign'
-------	---------------	-----------	--------	----------------	--------------

If the first consonant is rounded, a double stroke is used:

दरिद्र	<i>daridr</i>	'poor'	ड्रामा	<i>Draamaa</i>	'play'
--------	---------------	--------	--------	----------------	--------

### 1. र precedes the consonant

In this case, र is written as a 'flying र' on top of and touching the horizontal line at the same place as the right part of the consonant.

मूर्ख	<i>muurkh</i>	'fool'	अर्ध	<i>ardh</i>	'half'
सर्प	<i>sarp</i>	'snake'	शर्त	<i>śart</i>	'condition'

The flying र is sometimes combined with vowel *maatras*:

शर्ते	<i>śartē</i>	'conditions'	कुर्सी	<i>kursii</i>	'chair'
-------	--------------	--------------	--------	---------------	---------

Note that the flying r is always at the right of the complete *akṣar*, which may include a vowel sign.

कर्ता	<i>kartaa</i>	'worker'	पार्टी	<i>paarTii</i>	'party'
-------	---------------	----------	--------	----------------	---------

**EXERCISE Q** Write as words in Devanagari using conjuncts with र.

१ म् इत् र	_____	(friend)
२ अ र् थ	_____	(meaning)
३ म् आ त् र	_____	(mere)
४ प् अ र् द् आ	_____	(curtain)
५ प् र् आ न् त	_____	(province)
६ म् आ र् ग	_____	(road)
७ प् र् अ व् ए श	_____	(entrance)
८ क् अ र् ज् आ	_____	(loan)
९ र आ ष् ट् र	_____	(nation)
१० स् त् र ई	_____	(woman)
११ क् अ र् म	_____	(act,action)
१२ च् अ न् द् र	_____	(moon)
१३ ख् अ र् च् आ	_____	(expense)
१४ द् अ र् द	_____	(pain)
१५ प् अ व् इत् र	_____	(holy)
१६ ख् अ र् र् आ ट् आ	_____	(snore)
१७ च् अ र् च् आ	_____	(mention)
१८ न् इ र् म् अ ल	_____	(pure)
१९ क् र् इ य् आ	_____	(action)
२० म् उ र् ग् आ	_____	(rooster)

EXERCISE Q. कुंजी *kunjii* ('key')

१ म् इ त् र	मित्र	(friend)
२ अ र् थ	अर्थ	(meaning)
३ म् आ त् र	मात्र	(mere)
४ प् अ र् द् आ	पर्दा	(curtain)
५ प् र् आ न् त	प्रांत	(province)
६ म् आ र् ग	मार्ग	(road)
७ प् र् अ व् ए श	प्रवेश	(entrance)
८ क् अ र् ज् आ	कर्जा	(loan)
९ र आ ष् ट् र	राष्ट्र	(nation)
१० स् त् र ई	स्त्री	(woman)
११ क् अ र् म	कर्म	(duty)
१२ च् अ न् द् र	चंद्र	(moon)
१३ ख् अ र् च् आ	खर्चा	(expense)
१४ द् अ र् द	दर्द	(pain)
१५ प् अ व् इ त् र	पवित्र	(holy)
१६ ख् अ र् र् आ ट् आ	खर्नाटा	(snore)
१७ च् अ र् च् आ	चर्चा	(mention)
१८ न् इ र् म् अ ल	निर्मल	(pure)
१९ क् र् इ य् आ	क्रिया	(action)
२० म् उ र् ग् आ	मुर्गा	(rooster)

## 19. SPECIAL CONJUNCTS FOUND IN SANSKRIT WORDS

The more common conjuncts found in Sanskrit words borrowed into Hindi are listed below:

क्	+	ष	=	क्ष	<i>kṣ</i>	अक्षर	<i>akṣar</i>	'syllable'
ज्	+	ञ	=	ज्ञ	<i>jñ</i>	आज्ञा	<i>aajnãã</i>	'permission'

Note that this *akṣar* is pronounced /gy/ (as if written ग्य) in Hindi with nasalization of the following vowel.

Another example:      ज्ञान (pronounced ग्यौन 'knowledge')

द्	+	ध	=	द्ध	<i>ddh</i>	शुद्ध	<i>śuddh</i>	'pure'
द्	+	व	=	द्व	<i>dv</i>	द्वार	<i>dvaar</i>	'door'
श्	+	र	=	श्च	<i>śr</i>	श्री	<i>śrii</i>	'Mr.'
ह्	+	म	=	ह्र	<i>hm</i>	ब्राह्मण	<i>braahmaN</i>	

## 20. OTHER CONJUNCTS.

Unlike the above conjuncts, which are used only in words borrowed from Sanskrit (thus not in ग्यारह *gyaarah* 'eleven' or रिक्शा *rikśaa*), the conjuncts below must be used whenever the combination of sounds occurs, regardless of the origin of the word.

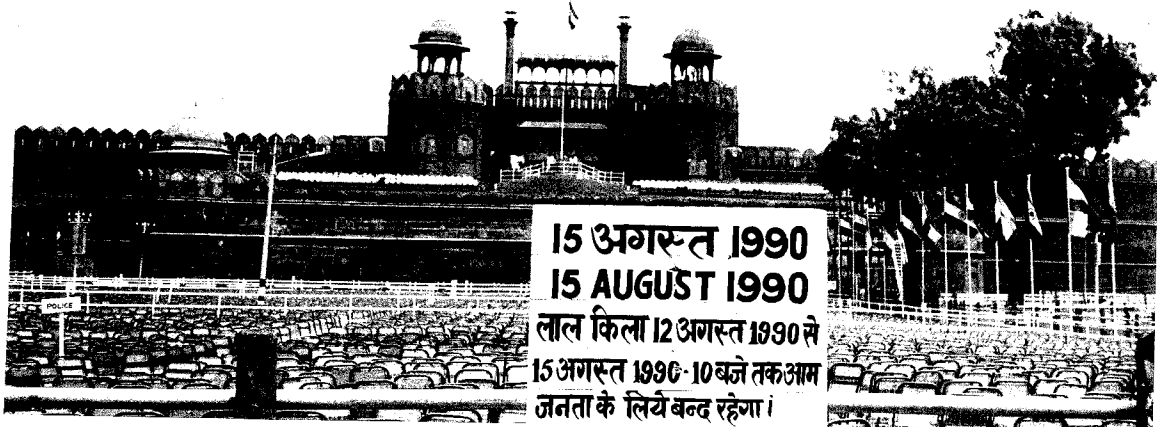
त्	+	र	=	त्र	<i>tr</i>	छात्रा	<i>chaatraa</i>	'student' (f)
त्	+	त	=	त्त	<i>tt</i>	उत्तर	<i>uttar</i>	'answer; North'
र्	+	उ	=	रु	<i>ru</i>	रुपया	<i>rupayaa</i>	'rupee'
र्	+	ऊ	=	रू	<i>ruu</i>	रूस	<i>ruus</i>	'Russia'

**EXERCISE R.** Write as words in Devanaagarii.

- |                           |       |                      |
|---------------------------|-------|----------------------|
| १ म् आ त् र् आ            | _____ | (vowel sign, amount) |
| २ ल् अ क् ष् अ ण          | _____ | (symbol)             |
| ३ य् उ द् ध               | _____ | (battle)             |
| ४ व् इ ज् ञ् आ न          | _____ | (science)            |
| ५ र् उ म् आ ल             | _____ | (handkerchief)       |
| ६ प् अ त् त् आ            | _____ | (leaf)               |
| ७ उ त् त् ई र् ण          | _____ | (successful)         |
| ८ क् अ क् ष् आ            | _____ | (class)              |
| ९ क् उ श् त् ई            | _____ | (wrestling)          |
| १० य् आ त् र् आ           | _____ | (trip)               |
| ११ ह् अ स् त् आ क् ष् अ र | _____ | (signature)          |
| १२ ब् ऋ ह् अ स् प् अ त् इ | _____ | (Jupiter)            |
| १३ द् व् इ त् ई य         | _____ | (second)             |
| १४ क् ष् ओ भ              | _____ | (excitement)         |

EXERCISE R. कुंजी *kunjii* ('key')

१ म् आ त् र् आ	मात्रा	(vowel sign, amount)
२ ल् अ क् ष् अ ण	लक्षण	(symbol)
३ य् उ द् ध	युद्ध	(battle)
४ व् इ ज् ज्ञ् आ न	विज्ञान	(science)
५ र् उ म् आ ल	रुमाल	(handkerchief)
६ प् अ त् त् आ	पत्ता	(leaf)
७ उ त् त् ई र् ण	उत्तीर्ण	(successful)
८ क् अ क् ष् आ	कक्षा	(class)
९ क् उ श् त् ई	कुश्ती	(wrestling)
१० य् आ त् र् आ	यात्रा	(trip)
११ ह् अ स् त् आ क् ष् अ र	हस्ताक्षर	(signature)
१२ ब् ऋ ह् अ स् प् अ त् इ	बृहस्पति	(Jupiter)
१३ द् व् इ त् ई य	द्वितीय	(second)
१४ क् ष् ओ भ	क्षोभ	(excitement)



## 21. ENGLISH WORDS IN HINDI

Since the structure of English words is very different from Hindi words, they are often hard to recognize when written in Devanagari. Some English words have become part of Hindi and have undergone some changes:

Examples:	लालटेन	<i>laalTen</i>	'lantern'
	मोटर	<i>moTar</i>	'car'
	फीस	<i>fiis</i>	'fee'
	साइकिल	<i>saaikil</i>	'bicycle'
	फ़रवरी	<i>farwari</i>	'February'

Most English words are written in Hindi as they are pronounced in English, without regard to English spelling rules.

Examples:	एंजल	<i>enjal</i>	'angel'
	पेसिल	<i>pensil</i>	'pencil'
	प्रेस	<i>pres</i>	'press'

The vowel ऐ is often avoided in favor of ए in English words. Thus प्रैस *prais* is not normally used. (but see इंग्लैंड below!)

सॉलिड	<i>saaliD</i>	'solid'
-------	---------------	---------

A special symbol consisting of a *candr* on top of the vowel is used for the vowel in the first syllable of ऑफ़ "of" बॉस "boss". Compare: फ़ाइल "file" and फ़ॉइल "foil". Note also that English **d** becomes ड in Hindi. In the same way, English **t** becomes retroflex ट in Hindi:

बोर्ड	<i>borD</i>	'board'
टाइम	<i>time</i>	'time'
इंग्लैंड	<i>inglaiND</i>	'England'

Two exceptions to this rule are the use of dental त and द in

लंदन	<i>landan</i>	'London' (sometimes लंडन)
अक्टूबर	<i>aktuuber</i>	'October' (sometimes अक्टूबर)

अभ्यास *abhyaas* exercise

Read these English phrases taken from Hindi newspapers:

1 सॉलिड स्टेट टी वी

2 प्रैक्टिकल इंग्लिश

3 मास्को ओलिम्पिक  
बायकाट

4 डिटर्जेंट  
पाउडर



5 डीमगर्ल  
(कलर)

7 ऑल सर्विस थ्योर ग्रिप  
ट्रैक्टर लायर

6 पेंसिल शार्पनर व  
फाउन्टेन पेन निब

8 प्रेपरेशन एच्\*

9 **धुज बिक**

10. 'टु बी आर नाट टु बी'

11. This English expression from a Delhi police announcement is written incorrectly. How should it have been written? What slogan about Delhi does the police use?

दिल्ली पुलिस  
मेरी **रुस** मेरी शान

**रुस**  
**ऑलर्ट**



EXERCISE T Write these English proper names in Devanāgarī:

1. George Washington \_\_\_\_\_
2. Robin Hood \_\_\_\_\_
3. George Bush \_\_\_\_\_
4. Ernest Hemingway \_\_\_\_\_
5. William Shakespeare \_\_\_\_\_
6. California \_\_\_\_\_
7. Los Angeles \_\_\_\_\_
8. New York \_\_\_\_\_

EXERCISE U. Write these English words in Devanāgarī:

1. truck \_\_\_\_\_
2. university \_\_\_\_\_
3. emergency \_\_\_\_\_
4. India \_\_\_\_\_
5. parliament \_\_\_\_\_
6. professor \_\_\_\_\_
7. light \_\_\_\_\_
8. English \_\_\_\_\_
9. typewriter \_\_\_\_\_
10. delight \_\_\_\_\_
11. handicraft \_\_\_\_\_
12. dry clean \_\_\_\_\_

EXERCISE V. Give the following Indian names in Devanagari.

1. Mahatma Gandhi (mahaatmaa gaandhii) \_\_\_\_\_
2. Jawaharlal Nehru (jawaaharlaal nehruu) \_\_\_\_\_
3. Dimple Kapadia (Dimpal kapaaDiyaa) \_\_\_\_\_
4. Shabana Azmi (śabaanaa aazmii) \_\_\_\_\_
5. Mahadevi Varma (mahaadevii varmaa) \_\_\_\_\_
6. Rajesh Khanna (raajeś khannaa) \_\_\_\_\_
7. Varanasi (vaaraaNasii) \_\_\_\_\_
8. Naseeruddin Shah (nasiiruddiin śaah) \_\_\_\_\_
9. Rajasthan (raajasthaan) \_\_\_\_\_
10. Allahabad (ilaahaabaad) \_\_\_\_\_



KEYS TO EXERCISES T U V कुंजी *kunjii* (key):EXERCISE T

- |                        |                   |
|------------------------|-------------------|
| 1. George Washington   | जॉर्ज वाशिंगटन    |
| 2. Robin Hood          | रॉबिन हुड         |
| 3. George Bush         | जॉर्ज बुश         |
| 4. Ernest Hemingway    | अर्नेस्ट हेमिंगवे |
| 5. William Shakespeare | विलियम शेक्सपीयर  |
| 6. California          | कैलिफोर्निया      |
| 7. Los Angeles         | लॉस एंजलेस        |
| 8. New York            | न्यू यार्क        |

EXERCISE U.

- |                |              |
|----------------|--------------|
| 1. truck       | ट्रक         |
| 2. university  | युनिवर्सिटी  |
| 3. emergency   | इमर्जेसी     |
| 4. India       | इण्डिया      |
| 5. parliament  | पार्लियामेंट |
| 6. professor   | प्रोफेसर     |
| 7. light       | लाइट         |
| 8. English     | इंग्लिश      |
| 9. typewriter  | टाइपराइटर    |
| 10. delight    | डिलाइट       |
| 11. handicraft | हैंडिक्राफ्ट |
| 12. dry clean  | ड्राइ क्लीन  |

EXERCISE V. कुंजी *kunjii* (key)

- |                     |                |
|---------------------|----------------|
| 1. Mahatma Gandhi   | महात्मा गांधी  |
| 2. Jawaharlal Nehru | जवाहरलाल नेहरू |
| 3. Dimple Kapadia   | डिम्पल कपाडिया |
| 4. Shabana Azmi     | शबाना आज़मी    |
| 5. Mahadevi Varma   | महादेवी वर्मा  |
| 6. Rajesh Khanna    | राजेश खन्ना    |
| 7. Varanasi         | वाराणसी        |
| 8. Naseeruddin Shah | नसीरुद्दीन शाह |
| 9. Rajasthan        | राजस्थान       |
| 10. Allahabad       | इलाहाबाद       |

**अभ्यास abhyaas exercise**

1. Look at the picture and give the location associated with each of the following:

1. Pierre      2. Kanta      3. gulaab jaamun      4. watermelon

2. Give the Hindi for the following

1. watermelon      2. papaya      3. orange      4. pineapple



अनई • नयी दिल्ली • कलकता • मद्रास • पुणे • इंदौर • अहमदाबाद • वजोदरा • कानपुर • चंडीगढ़ • जयपुर • जमशेदपुर • गौहाटी • बंगल

# बोलते अक्षर *speaking letters*

Relate the meaning of each word with the forms of the letters:

1. आईना *aiinaa*  
mirror

आईना

2. हरियाना (हरियाणा) *hariyaaNaa*  
Hariyana

हरियाना

3. चमगादड़ *camgaadaR*  
bat

चमगादड़

4. केरल *keral*  
Kerala

केरल

5. लंका *lankaa*  
Sri Lanka

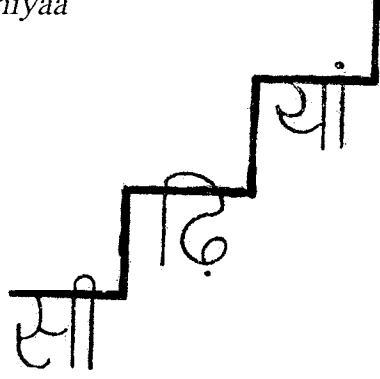


लंका


6. चिरापूंजी *ciraapuunjii*  
(city in Assam)




7. सीढ़ियाँ *siiRhiyāā*  
stairs



8. तानपुरा *taanpuraa*  
(musical instrument)




9. किश्ती *kištii*  
boat



10. शिमला *šimlaa*  
city in Himalaya mountains



11. नागालैंड *naagaalaiND*





## 22. GREETINGS नमस्ते जी

22.1 The most common greeting used in Hindi is नमस्ते *namaste* which means both "hello" and "goodbye". Usually this greeting is made with the hands folded. For politeness, जी *ji* may be added to the greeting: नमस्ते जी *namaste jii*.

22.2 Note that the primary stress in नमस्ते *namasté* is on the last syllable, which is the only long syllable in the word. (ए *e* is considered a long vowel, अ *a* is considered short.) Thus, when there is only one long syllable in a Hindi word, it carries the primary stress.

22.3 A more formal alternative for नमस्ते *namaste* is नमस्कार *namaskaar* again with stress on the last syllable. Other greetings include राम - राम *raam-raam*, used mainly in villages, and the Muslim greeting सलाम *salaam*.

## 23 NAME QUESTIONS

23.1

SUBJECT		COMPLEMENT	VERB	
आपका <i>aap-kaa</i> your	नाम <i>naam</i> name	क्या <i>kyaa</i> what	है <i>hai</i> is	What's your name?
मेरा <i>meraa</i> my	नाम <i>naam</i> name	राम <i>raam</i> Ram	है <i>hai</i> is	My name is Ram.

उसका <i>uskaa</i> her	नाम <i>naam</i> name	क्या <i>kyaa</i> what	है <i>hai</i> is	What's her name?
उसका ( <i>uskaa</i> (her	नाम <i>naam</i> ) name)	सीता <i>siitaa</i> Sita	है <i>hai</i> is	Her name is Sita.



# मुफ्त!

## 'बच्चे का नामकरण' पुस्तिका

1. What is the couple thinking about?
2. What is being advertised in this picture?
3. The price of the advertised item is mentioned. What is it?



23.2 Paratheses indicate that the subject is rarely repeated in the answer to a question, since the context makes the subject obvious.

23.3 There is a gender agreement system in Hindi, but it does not apply to pronouns:

वह	wo	he, she, it
उसका	uskaa	his, her, its

#### 23.4 WORD ORDER

a) Hindi is an SOV language. Thus normally the subject comes first, the verb last, and other items in between. There is considerable freedom in word order, however, especially for special emphasis.

b) As in English, adjectives come before the nouns modified. In the examples on the previous page, आपका *aapkaa* 'your', मेरा *meraa* 'my', उसका *uskaa* 'his', 'her', 'its' are adjectives modifying the noun नाम *naam* 'name'.

c) Question words, which all start with the अक्षर क *akṣar ka* in Hindi, do not come at the beginning of the sentence as in English but occur in the same position as the answer which replaces it [according to rule (a) above.]

#### अभ्यास *abhyaas* exercise

23A

शिक्षक: आप का नाम क्या है ?

*śikṣak: aap kaa naam kyaa hai ?*

( teacher )

छात्र: मेरा नाम ----- है ।

*chaatr: meraa naam ----- hai.*

( student )

23B

छात्र १ : आप का नाम क्या है ?

*chaatr 1: aap kaa naam kyaa hai?*

छात्र २ : मेरा नाम ----- है ।

*chaatr 2: meraa naam ----- hai.*

23C

शिक्षक: उसका नाम क्या है ?

*śikṣak: uskaa naam kyaa hai?*

छात्र: उसका नाम ----- है ।

*chaatr: uskaa naam ----- hai.*

## 24 QUESTION WORD WHERE, POSTPOSITIONS IN, FROM

24.1 English prepositions correspond to postpositions in Hindi. Thus 'in the bazaar' becomes 'bazaar-in', 'from India' becomes 'India-from'.

24.2 The postposition 'from' is से *se* in Hindi 'where' = कहाँ *kahāā*

आप	कहाँ से	हैं ?	Where are you from?
<i>aap</i>	<i>kahāā se</i>	<i>hāī</i>	
मैं	हिन्दुस्तान से	हूँ ।	I am from India.
<i>māī</i>	<i>hindustaan se</i>	<i>hūū</i>	

### अभ्यास *abhyaas* exercises

#### 24A

आप कहाँ से हैं ?

*aap kahāā se hāī ?*

Where are you from?

मैं न्यू यार्क से हूँ ।

*māī nyu yaark se hūū*

I'm from New York.

शिक्षक: आप कहाँ से हैं ?

*sikṣak : aap kahāā se hāī ?*

छात्र: मैं ----- से हूँ ।

*chaatr: māī ----- se hūū*

#### 24B:

शिक्षक: (name of student) कहाँ से है ?

*śikṣak: ----- kahāā se hai*

छात्र: वह (name of city) से है ।

*chaatr: (wo) ----- se hai.*

मनीष कहाँ से है ?

*maniiṣ kahāā se hai?*

बम्बई से है ।

*bambaii se hai.*

मोना कहाँ से है ?

*monaa kahāā se hai?*

दिल्ली से है ।

*dillii se hai.*

24.3 The postposition 'in' is मे *mē* in Hindi:

बाज़ार मे	<i>baazaar mē</i>	अमरीका मे	<i>amriikaa mē</i>
= in the bazaar		= in America (the U.S.)	

24.4 The names of many countries in Hindi are derived from and very similar to the English names:

स्वीडन	<i>swiiDan</i>	फ़्राँस	<i>frāās</i>
स्पेन	<i>spen</i>	मेक्सिको	<i>meksiko</i>
जर्मनी	<i>jarmanii</i>	इटली	<i>iTālii</i>

The names of other countries are not derived from English but still easily recognized:

रूस	<i>ruus</i>	श्रीलंका	<i>śriilankaa</i>
जापान	<i>jaapaan</i>	ईरान	<i>iiraan</i>
चीन	<i>ciin</i>	तुर्की	<i>turkii</i>
पुर्तगाल	<i>purtagaal</i>	नेपाल	<i>nepaal</i>

In some cases, both English-derived and other names are used:

थाईलैंड	<i>thailaiND</i>	= थाईदेश	<i>thaaides</i>
इंगलैंड	<i>inglaiND</i>	= इंगलिस्तान	<i>inglistaan</i>
हालैंड	<i>haalaiND</i>	= नीदरलैंड	<i>niidarlaiND</i>
ईजिप्ट	<i>ijjipT</i>	= मिस्र	<i>misr</i>

Finally, अमेरिका / अमरीका *amerikaa/amriikaa* is used to refer to the United States, although the complete name is

संयुक्त राज्य अमेरिका/अमरीका *sanyukt raajy amerikaa /amriikaa*

The official name of India is भारत *bhaarat*, but both the English-derived name इण्डिया *iNDiyaa* and the Urdu हिन्दुस्तान *hindustaan* are also used.

अभ्यास <i>abhyaas</i> exercises
---------------------------------

24C

शिक्षक: *sikṣak:*छात्र: *chaatr:*आप कहाँ हैं ? *aap kahāā hāi?* मैं क्लास में हूँ । *māi klaas mē hūi*क्लास कहाँ है ? *klaas kahāā hai?* (name of building) में है ।(name of building) कहाँ है ? विश्वविद्यालय में है ।                     *kahāā hai?* *viśvavidyaalay mē hai.*विश्वविद्यालय कहाँ है ? (name of city) में है ।(name of city) कहाँ है ? (name of State) में है ।(name of State) कहाँ है ? अमरीका में है ।

NOTE: विश्वविद्यालय *viśvavidyaalay* 'university' =  
विश्व *viśva* 'universe' + विद्या *vidyaa* 'knowledge' + आलय *-aalay* 'place of'

24D

Answer each question using names of countries.

EXAMPLE: दिल्ली कहाँ है ? हिन्दुस्तान में है ।

*dillii kahāā hai?**hindustaan mē hai.*

Where is Delhi?

(It) is in India.

१. बेजिंग कहाँ है ?

६. शांगहाई कहाँ है ?

२. तोक्यो कहाँ है ?

७. लंदन कहाँ है ?

३. मॉस्को कहाँ है ?

८. पेरिस कहाँ है ?

४. कोलम्बो कहाँ है ?

९. काहिरा (काइरो) कहाँ है ?

५. वाशिंगटन कहाँ है ?

१०. एथंस कहाँ है ?

Repeat the exercise with cities in the U.S. and India using the names of States in the answers.

## 25. WHAT QUESTIONS

25.1 The pronoun 'he, she, it' has two forms:

यह *yah* (pronounced *ye*) for persons and things close to the speaker

वह *wah* (pronounced *wo*) for persons and things away from the speaker

These differences should be kept in mind in asking about classroom objects:

वह क्या है ? What is that?

*wo kyaa hai?*

यह मेरा कागज़ है । This is my paper.

*ye meraa kaagaz hai.*

यह क्या है ? What is this?

*ye kyaa hai?*

वह आपका कलम है। That is your pen.

*wo aapkaa kalam hai.*

25.2 Other classroom objects:

board	बोर्ड	<i>bord</i>
door	दरवाज़ा	<i>darwaazaa</i>
window	खिड़की	<i>khiRkii</i>
pen	कलम	<i>kalam</i>
wall	दीवार	<i>diiwaar</i>
book	किताब	<i>kitaab</i>
watch	घड़ी	<i>ghaRii</i>
Calendar	कैलेंडर	<i>kaileNDAR</i>
shirt	कमीज़	<i>kamiiz</i>
money	पैसा	<i>paisaa</i>
light	बत्ती	<i>battii</i>

chair	कुरसी	<i>kursii</i>
notebook	कापी	<i>kaapii</i>
pencil	पेंसिल	<i>pensil</i>
table	मेज़	<i>mez</i>
floor	ज़मीन	<i>zamiin</i>
umbrella	छाता	<i>chaataa</i>
television	टेलीविज़न	<i>Teliivizan</i>
fan	पंखा	<i>pankhaa</i>
shoe	जूता	<i>juutaa</i>
bag	थैला	<i>thailaa</i>
paper	कागज़	<i>kaagaz</i>

अभ्यास <i>abhyaas</i> exercises
---------------------------------

25A Point out the objects in the classroom (see page 69) to be identified by other students.

25B Ask **what** questions about persons in the class using the following possible answers.

student (M/F)	विद्यार्थी	<i>vidyaarthii</i>
student (M)	छात्र	<i>chaatr</i>
student (F)	छात्रा	<i>chaatraa</i>
teacher (M)	शिक्षक	<i>śikṣak</i>
teacher (F)	शिक्षिका	<i>śikṣika</i>
teacher (M)	अध्यापक	<i>adhayapak</i>
teacher (F)	अध्यापिका	<i>adhayapikaa</i>
man	आदमी	<i>aadmii</i>
woman	औरत	<i>aurat</i>

EXAMPLES:

जैनट क्या है ? *jainaT kyaa hai ?*

छात्रा है । *chaatraa hai..*

शर्मा क्या है ? *śarmaa kyaa hai?*

शिक्षक है । *śikṣak hai.*



## 25.3 Other nouns in groups:

fruit फल *phal*

banana	केला	<i>kelaa</i>	grape	अंगूर	<i>anguur</i>
orange	संतरा	<i>santraa</i>	lemon	नींबू	<i>niibuu</i>
apple	सेब	<i>seb</i>	tomato	टमाटर	<i>TamaaTar</i>
mango	आम	<i>aam</i>	pomegranate	अनार	<i>anaar</i>

vegetable सब्जी *sabzii*

onion	प्याज़	<i>pyaaz</i>	spinach	पालक	<i>paalak</i>
eggplant	बैंगन	<i>baāḡan</i>	chile pepper	मिर्चा	<i>mircaa</i>
okra	भिंडी	<i>bhiNDii</i>	bell pepper	मिर्च	<i>mirc</i>
potato	आलू	<i>aaluu</i>	cauliflower	(फूल)गोभी	<i>(phuul) gobhii</i>
carrot	गाजर	<i>gaajar</i>	cabbage	बंदगोभी	<i>bandgobhii</i>
cucumber	खीरा	<i>khiiraa</i>	bean	सेम	<i>sem</i>

country	देश	<i>deś</i>
building	भवन	<i>bhavan</i> / इमारत <i>imaarat</i>
province, state	प्रदेश	<i>pradeś</i>
city	शहर	<i>śahar</i>
university	विश्वविद्यालय	<i>viśvavidyaalay</i>



अभ्यास <i>abhyaas</i> exercises
---------------------------------

25C Answer each question as in the examples.

कुरसी - मेज़ क्या है ?	फ़र्निचर है ।
<i>kursii - mez kyaa hai?</i>	<i>farniicar hai.</i>
What are a table and chair?	It's furniture.

बंगला देश क्या है ?	देश है ।
<i>banglaa deś kyaa hai ?</i>	<i>deś hai.</i>
What is Bangla Desh?	It's a country.

- |                      |                             |            |
|----------------------|-----------------------------|------------|
| १ गाजर क्या है ?     | <i>gaajar kyaa hai ?</i>    | _____ है । |
| २ उ० प्र०* क्या है ? | <i>u. pra. kyaa hai?</i>    | _____ है । |
| ३ केला क्या है ?     | <i>kelaa kyaa hai?</i>      | _____ है । |
| ४ हार्वर्ड क्या है ? | <i>haarvarD kyaa hai?</i>   | _____ है । |
| ५ बंगाल क्या है ?    | <i>bangaal kyaa hai?</i>    | _____ है । |
| ६ खीरा क्या है ?     | <i>khiiraa kyaa hai?</i>    | _____ है । |
| ७ ताज महल क्या है ?  | <i>taaj mahal kyaa hai?</i> | _____ है । |
| ८ चीन क्या है ?      | <i>ciin kyaa hai?</i>       | _____ है । |
| ९ कलकत्ता क्या है ?  | <i>kalkattaa kyaa hai?</i>  | _____ है । |

\*Note that abbreviations must include the entire *akṣar*, i.e., the consonant and vowel sign if any. Either Hindi उ० प्र० *u. pra.* or English यू०पी० *yuu.pii.* may be used. In the same way, अनिल कुमार शर्मा *anil kumaar sharmaa* can be abbreviated either अ०कु० शर्मा *a.ku. śarmaa* or ए०के०शर्मा *e. ke. śarmaa*



अभ्यास abhyaas exercise

The cartoons below featuring ढब्बू जी *Dhabbu jii* are a regular feature of the Hindi magazine धर्मयुग *dharmyug*. In the first panel, ढब्बू जी *Dhabbu jii* says:



अरे, चन्दूलाल! तुम्हारे कान में केला है!  
are, canduulaal! tumhaare kaan me kela hai!

Who is the man Dhabbu jii is speaking to?

What does कान mean ?

What is the reply?

In the second panel, Dhabbu repeats his statement, preceded by मैं ने कहा...



What do you think मैं ने कहा... means?

What is the complete sentence for the (illegible) large letters in the second panel:

केला तुम्हारे कान में .

How does the sentence differ from the one in the first panel?

The answer in the final panel is

क्षमा कीजियेगा, ढब्बू जी, मुझे कुछ सुनायी नहीं देता ।

*kṣamaa kiijiyegaa, Dhabbuu jii, mujhe kuch sunaayii nahii detaa .*



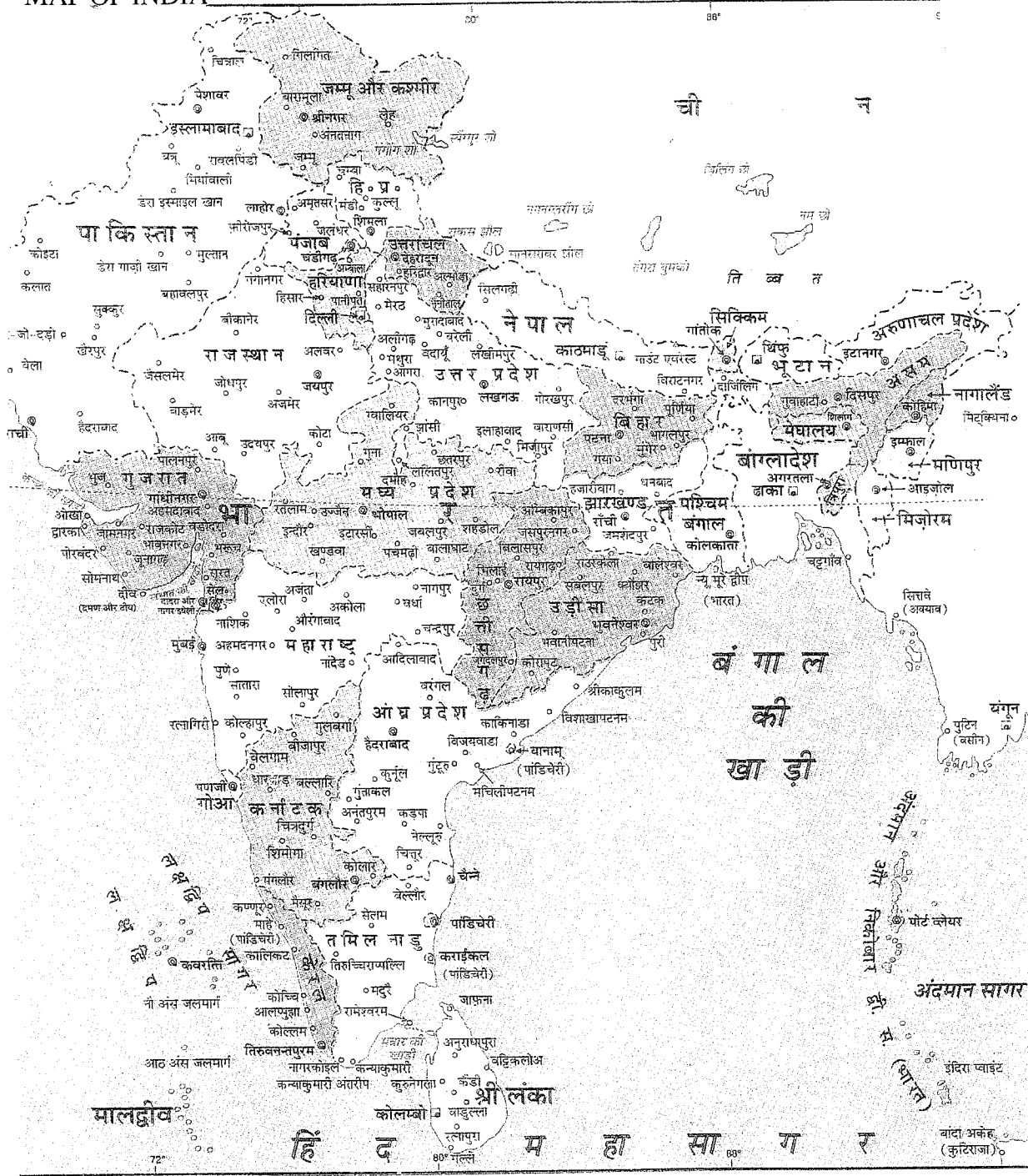
मेरे कान में केला है ।

*mere kaan me kelaa hai.*

Can you figure out the punch line?

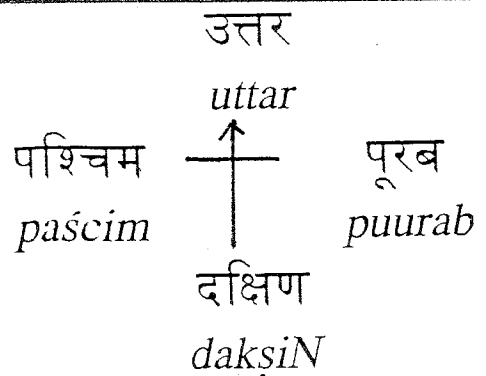


MAP OF INDIA



**भारत**

**हिन्दुस्तान**



अभ्यास <i>abhyaas</i> exercises
---------------------------------

26A Answer each question using the appropriate directions.

Example:

बंगाल भारत में कहाँ है ?

*bangaal bhaarat mē kahāā hai?*

Where is Bengal in India?

Answer :

उत्तर पूरब भारत में है ।

*uttar puurab bhaarat mē hai.*

It's in northeast India.

१. राजस्थान भारत में कहाँ है ?

*raajasthan bhaarat mē kahāā hai?*

२. कश्मीर भारत में कहाँ है ?

*kashmiir bhaarat mē kahāā hai?*

३. तमिलनाडु भारत में कहाँ है ?

*tamilnaadu bhaarat mē kahāā hai?*

४. कर्नाटक भारत में कहाँ है ?

*karnatak bhaarat mē kahāā hai?*

५. उड़ीसा भारत में कहाँ है ?

*uRiisaa bhaarat mē kahāā hai?*

६. उत्तर प्रदेश भारत में कहाँ है ?

*uttar prades bhaarat mē kahāā hai?*

७. केरल भारत में कहाँ है ?

*keral bhaarat mē kahāā hai?*

८. महाराष्ट्र भारत में कहाँ है ?

*mahaaraṣṭr bhaarat mē kahāā hai?*

९. मध्य प्रदेश भारत में कहाँ है ?

*madhya prades bhaarat mē kahāā hai?*

१०. दिल्ली भारत में कहाँ है ?

*dillii bhaarat mē kahāā hai?*

26B Answer giving location with respect to India as in the example.

Example: श्री लंका कहाँ है ?

*śrii lankaa kahāā hai?*

Where is Sri Lanka?

Answer: भारत के दक्षिण में है ।

*bhaarat ke dakṣiN mē hai.*

It's South of India.

१. पाकिस्तान कहाँ है ?

*paakistaan kahāā hai?*

२. बंगला देश कहाँ है ?

*banglaa deś kahāā hai?*

३. बंगाल की खाड़ी कहाँ है ?

*bangaal kii khaaRii kahāā hai?*

४. अरब सागर कहाँ है ?

*arab saagar kahāā hai?*

५. नेपाल कहाँ है ?

*nepaal kahāā hai?*

६. चीन कहाँ है ?

*ciin kahāā hai?*

७. ब्रह्मा (बर्मा) कहाँ है ?

*brahmaa (barmaa) kahāā hai?*

26C Repeat exercise 26A using States in the U.S. or cities in your State.

## हिन्दी प्रदेश

जनसंख्या	प्रदेश के नाम
16,60,00,000	उत्तर प्रदेश
सोलह करोड़ साठ लाख	
8,30,00,000	बिहार
आठ करोड़ तीस लाख	
6,10,00,000	मध्य प्रदेश
छह करोड़ दस लाख	
5,70,00,000	राजस्थान
पाँच करोड़ सत्तर लाख	
2,70,00,000	झारखंड
दो करोड़ सत्तर लाख	
2,12,00,000	हरियाणा
दो करोड़ बारह लाख	
2,10,00,000	छत्तीसगढ़
दो करोड़ दस लाख	
1,40,00,000	दिल्ली
एक करोड़ चालीस लाख	
85,00,000	उत्तरांचल
पच्चासी लाख	
60,00,000	हिमाचल
साठ लाख	
8,70,000	अरुणाचल
आठ लाख सत्तर हजार	

## उत्तर भारत के और बड़े प्रदेश

9,70,00,000	महाराष्ट्र (भाषा: मराठी)
8,03,00,000	पश्चिम बंगाल (भाषा: बंगाली=बांगला)
5,06,00,000	गुजरात (भाषा: गुजराती)
3,70,00,000	उड़ीसा (भाषा: उड़िया)
2,60,00,000	असम (भाषा: असमी)
2,50,00,000	पंजाब (भाषा: पंजाबी)
1,01,00,000	जम्मू कश्मीर (भाषा: उर्दू)

## दक्षिण भारत के प्रदेश

7,60,00,000	आंध्र प्रदेश (भाषा: तेलुगू)
6,22,00,000	तमिलनाडु (भाषा : तमिल)
5,30,00,000	कर्नाटक (भाषा : कन्नड़)
3,20,00,000	केरल (भाषा : मलायालम)

### छोटे प्रदेश

3,20,000	त्रिपुरा
23,60,000	मणिपुर
23,10,000	मेघालय
19,90,000	नागालैंड
9,75,000	पांडिचेरी
9,00,000	मिज़ोरम
5,40,000	सिक्किम
14,000	गोआ

26D Answer each question below ( की = 's)

- |   |  |
|---|--|
| १. उत्तर प्रदेश की राजधानी क्या है ?        | <i>uttar pradeś kii raajdhāanii kyaa hai ?</i>           |
| २. पंजाब की राजधानी क्या है ?               | <i>panjaab kii raajdhāanii kyaa hai ?</i>                |
| ३. बंगाल की आबादी क्या है ?                 | <i>bangaal kii aabaadii kyaa hai ?</i>                   |
| ४. हरियाणा और उत्तर प्रदेश की भाषा क्या है? | <i>hariyaaNaa aur uttar pradeś kii bhaaṣaa kya hai ?</i> |
| ५. कर्नाटक की भाषा क्या है ?                | <i>karnaaTak kii bhaaṣaa kyaa hai ?</i>                  |
| ६. दक्षिण भारत की आबादी क्या है ?           | <i>dakṣiN bhaarat kii aabaadii kyaa hai ?</i>            |
| ७. उत्तर भारत की आबादी क्या है ?            | <i>uttar bhaarat kii aabaadii kyaa hai ?</i>             |
| ८. तमिलनाडु की भाषा क्या है ?               | <i>tamilnaaDu kii bhaaṣaa kyaa hai ?</i>                 |
| ९. गुजरात की राजधानी क्या है ?              | <i>gujaraat kii raajdhāanii kyaa hai ?</i>               |
| १०. भारत की राजधानी क्या है ?               | <i>bhaarat kii raajdhāanii kyaa hai ?</i>                |

26E. Answer each question below:

Example: *panjaabii kyaa hai?*      Answer: *bhaaṣaa hai.*  
 What is Panjabi?      It's a language.

- |                      |                             |
|----------------------|-----------------------------|
| १ बम्बई क्या है ?    | <i>bambaii kyaa hai?</i>    |
| २ तमिलनाडु क्या है ? | <i>tamilnaaDu kyaa hai?</i> |
| ३ मद्रास क्या है ?   | <i>madraas kyaa hai?</i>    |
| ४ हिन्दी क्या है ?   | <i>hindii kyaa hai?</i>     |
| ५ जयपुर क्या है ?    | <i>jaypur kyaa hai?</i>     |
| ६ उड़ीसा क्या है ?   | <i>uRiisaa kyaa hai?</i>    |
| ७ तेलुगु क्या है ?   | <i>telugu kyaa hai?</i>     |
| ८ शिमला क्या है ?    | <i>śimlaa kyaa hai?</i>     |
| ९ उड़िया क्या है ?   | <i>uRiyaa kyaa hai?</i>     |
| १० भोपाल क्या है ?   | <i>bhopaal kyaa hai?</i>    |

## 27 YES-NO QUESTIONS, क्या (KYAA) AS QUESTION MARKER

27.1 The word for 'yes' is हाँ *hāā*; usually the polite form जी हाँ *jii hāā* is preferred (sometimes just जी *jii*). The word for 'no' is नहीं *nahī* or जी नहीं *jii nahī*. The word *nahī* also means 'not' and occurs before the verb in a negative sentence:

कराची हिन्दुस्तान में नहीं है । Karachi is not in India.

*karaacii hindustaan me nahii hai.*

27.2 क्या *kyaa* was introduced in 2.1 in the meaning 'what'. In that meaning the word क्या *kyaa* is stressed. However, क्या *kyaa* can be used in another sense, an unstressed question marker indicating, in addition to the question intonation, that the sentence is a question.

Example: क्या दिल्ली अमरीका में है ?

*kyaa dillii amriikaa mē hai ?*

Is Delhi in America?

Answer: जी नहीं, अमरीका में नहीं, हिन्दुस्तान में है ।

*jii nahī, amriikaa me nahī, hindustaan mē hai.*

No, it is not in America, it is in India.

NOTE: In the spoken language, the question intonation is the most important; the unstressed क्या *kyaa* is usually omitted:

दिल्ली अमरीका में है ? *dillii amriikaa mē hai ?*

### अभ्यास *abhyaas* exercises

27 Answer each question as in the examples.

१. क्या हार्वर्ड शहर है ?
२. क्या बम्बई टेक्सस में है ?
३. क्या बंगला देश प्रदेश है ?
४. क्या हिन्दुस्तान उत्तर एशिया में है ?
५. क्या आपका क्लास दिल्ली विश्वविद्यालय में है ?
६. क्या शिक्षक का नाम गांधी है ?
७. क्या बंगाल पश्चिम हिन्दुस्तान में है ?
८. क्या मध्य प्रदेश दक्षिण हिन्दुस्तान में है ?
९. क्या न्यू यार्क देश है ?
१०. क्या उत्तर प्रदेश की भाषा तमिल है ?



## 28 NUMBERS AND TIME EXPRESSIONS

28.1 Both the Arabic numerals we use and the Hindi numerals are used in Hindi although use of the former is becoming more common. Here are the numbers from one to thirty:

1.	१	एक	<i>ek</i>	16.	१६	सोलह	<i>solah*</i>
2.	२	दो	<i>do</i>	17.	१७	सतरह	<i>satarah*</i>
3.	३	तीन	<i>tiin</i>	18.	१८	अठारह	<i>aTharah*</i>
4.	४	चार	<i>caar</i>	19.	१९	उन्नीस	<i>unniis</i>
5.	५	पाँच	<i>pāāc</i>	20.	२०	बीस	<i>biis</i>
6.	६	छह	<i>chah</i>	21.	२१	इक्कीस	<i>ikkiis</i>
7.	७	सात	<i>saat</i>	22.	२२	बाईस	<i>baaiis</i>
8.	८	आठ	<i>aaTh</i>	23.	२३	तेईस	<i>teiis</i>
9.	९	नौ	<i>nau</i>	24.	२४	चौबीस	<i>caubiis</i>
10.	१०	दस	<i>das</i>	25.	२५	पच्चीस	<i>pacciis</i>
11.	११	ग्यारह	<i>gyaarah*</i>	26.	२६	छब्बीस	<i>chabbiis</i>
12.	१२	बारह	<i>baarah*</i>	27.	२७	सत्ताईस	<i>sattaaiis</i>
13.	१३	तेरह	<i>terah*</i>	28.	२८	अट्ठाईस	<i>aTThaaiis</i>
14.	१४	चौदह	<i>caudah*</i>	29.	२९	उनतीस	<i>untiis</i>
15.	१५	पन्द्रह	<i>pandrah*</i>	30.	३०	तीस	<i>tiis</i>

\* the ह् sound in the numbers from 11-18 is usually pronounced आ, thus *gyaaraa*, *baaraa*, *teraa*, etc.

एक, दो, तीन...

Listen to the counting song एक दो तीन *ek do tiin* from the Hindi movie  
तेज़ाब *tezaab*:

नमस्कार !	<i>namaskaar</i>
नमस्कार	<i>namaskaar</i>
कहिये, क्या सुनेगे आप ?	<i>kahiye, kyaa sunēge aap?</i>
अरे, पहले ये कहिये, कहाँ थी आप ?	<i>are, pahale ye kahiye, kahāā thīī aap?</i>
मैं ?, मैं कर रही थी किसी का इन्तज़ार ।	<i>māī ?, māī kar rahī thīī kisīī ka intazaar</i>
कौन है वह ?	<i>kaun hai vo ?</i>
वह जिससे मैं करती हूँ प्यार ।	<i>vo jis se māī kartīī hūū pyaar</i>
हाय	<i>haay</i>
और जिससे करती हूँ मिन्नते बार बार ।	<i>aur jis se kartīī hūū minnatē baar baar</i>
कैसे ?	<i>kaise ?</i>
ऐसे	<i>aise</i>
डिंग डांग डिंग डिंग डांग .....	<i>Ding Daang Ding Ding Daang .....</i>
<b>एक दो तीन</b>	<b><i>ek do tiin</i></b>
<b>चार पाँच छः सात आठ नौ</b>	<b><i>caar pāāc chah saat aaTh nau</i></b>
<b>दस ग्यारह बारह तेरह</b>	<b><i>das gyaarah baarah terah</i></b>
तेरा करूँ, तेरा करूँ	<i>teraa karūū, teraa karūū,</i>
दिन गिन - गिन के इन्तज़ार	<i>din gin-gin ke intazaar</i>
आ जा पिया आई बहार	<i>aa jaa piyaa aaii bahaar</i>

28.2 The question word for how much, how many is कितना, कितने

**अभ्यास** *abhyaas* exercises

28A Answer each question as in the examples.

Example: दस और दस कितने हैं ?

*das aur das kitne hāī ?*

बीस हैं ।

*biis hāī.*

१ चार और पाँच कितने हैं ?

२ आठ और सात कितने हैं ?

३ आठ और आठ कितने हैं ?

४ नौ और दस कितने हैं ?

५ सात और एक कितने हैं ?

६ दो और तीन कितने हैं ?

७ नौ और आठ कितने हैं ?

८ चार और पाँच कितने हैं ?

९ सात और सात कितने हैं ?

१० दस और तीन कितने हैं ?

28.3 The Hindi equivalent of **o'clock** is

बजा *bajaa* (singular)

बजे *baje* (plural or adverbial)

**What time is it?** has many common equivalents:

	कितने बजे हैं ?	<i>kitne baje hāĩ ?</i>
	क्या बजा है ?	<i>kyaa baja hai ?</i>
(sometimes	कै बजा है ?	<i>kai baja hai ?</i> )
	क्या समय है ?	<i>kyaa samay hai ?</i>
	क्या वक्त है ?	<i>kyaa vakt hai ?</i>

(Both समय *samay* and वक्त *vakt* mean 'time')

These are the on-the-hour time expressions:

It's one o'clock.	एक बजा है।	<i>ek bajaa hai.</i>
It's two o'clock.	दो बजे हैं।	<i>do baje hāĩ.</i>
It's three o'clock.	तीन बजे हैं।	<i>tiin baje hāĩ.</i>
It's four o'clock.	चार बजे हैं।	<i>caar baje hāĩ.</i>
It's five o'clock.	पाँच बजे हैं।	<i>pāāc baje hāĩ.</i>
It's six o'clock.	छह बजे हैं।	<i>chah baje hāĩ.</i>
It's seven o'clock.	सात बजे हैं।	<i>saat baje hāĩ.</i>
It's eight o'clock.	आठ बजे हैं।	<i>aaTh baje hāĩ.</i>
It's nine o'clock.	नौ बजे हैं।	<i>nau baje hāĩ.</i>
It's ten o'clock.	दस बजे हैं।	<i>das baje hāĩ.</i>
It's eleven o'clock.	ग्यारह बजे हैं।	<i>gyaarah baje hāĩ.</i>
It's twelve o'clock.	बारह बजे हैं।	<i>baarah baje hāĩ.</i>

**अभ्यास** *abhyaas* exercises

28B Using different cities and times, answer this question:

शिकागो में दो बजे हैं?	लंदन में कितने बजे हैं?	answer: नौ बजे हैं।
<i>śikaago mẽ do baje hāĩ.</i>	<i>landan mẽ kitne baje hāĩ ?</i>	<i>nau baje hāĩ.</i>
It's two o'clock in Chicago.	What time is it in London?	It's nine o'clock.

## 28.4 Large numbers are expressed in terms of

hundreds	सौ <i>sau</i>	१०० =	एक सौ <i>ek sau</i>
thousands	हज़ार <i>hazaar</i>	१,००० =	एक हज़ार <i>ek hazaar</i>
lakhs (units of 100,000)	लाख <i>laakh</i>	१,००,००० =	एक लाख <i>ek laakh</i>
crores (units of 10 million)	करोड़ <i>karoR</i>	१,००,००,००० =	एक करोड़ <i>ek karoR</i>

अभ्यास <i>abhyaas</i> exercises
---------------------------------

## 28C Read the following in Hindi:

- १) न्यू यार्क शहर की आबादी १,००,००,००० है ।
- २) वाराणसी की आबादी १०,००,००० है ।
- ३) १,००० डॉलर ३०,००० रुपये है ।
- ४) ४,००,००० डॉलर १,२०,००,००० रुपये है ।
- ५) शहर की आबादी ४००,००० है ।



# एक या दो नहीं- आठ

## छोटा परिवार: सुरवी परिवार



In the above two panels taken from कार्टून कोना *kaarTuun konna* , ढब्बू जी *Dhabbuu jii* asks *hiire kii is anguuThii kii kiimat kyaa hai?*


From looking at the picture and the context, give the meanings of:

अंगूठी *anguuThii*

कीमत *kiimat*

कंगन *kangan*

हीरे *hiire*



If the shopkeeper had wanted to answer the question in the third panel seriously, what would he have said?

## 29 CLASSROOM EXPRESSIONS

नमस्ते ।	<i>namaste</i>	hello, goodbye
आप बोलिये ।	<i>aap boliye</i>	you speak, you say it
सब लोग बोलिये ।	<i>sab log boliye</i>	everybody say it.
फिर बोलिये ।	<i>phir boliye</i>	say (it) again
हिन्दी बोलिये ।	<i>hindii boliye</i>	speak Hindi
ठीक (नहीं) है ।	<i>Thiik (nahii) hai</i>	that's (not) correct
बस, ठीक है ।	<i>bas, Thiik hai</i>	fine, that's all
समझ गया ।/ समझ गई ।	<i>samajh gayaa/ samajh gaii</i>	I (masc./fem.) understood
नहीं समझा ।/ नहीं समझी ।	<i>nahii samjhaa. / nahii samjhii</i>	I (masc./fem.) didn't understand
धीरे बोलिये ।	<i>dhiire boliye</i>	speak slowly
ज़ोर से बोलिये ।	<i>zor se boliye</i>	speak loudly
दुहराइये / दोहराइये	<i>duhraaiye / dohraaiye</i>	repeat
"औरत" का मतलब क्या है ?	<i>'aurat' kaa matlab kyaa hai ?</i>	What's the meaning of औरत ?
हिन्दी में woman क्या है ?	<i>hindii me 'woman' kyaa hai ?</i>	What's 'woman' in Hindi ?
woman की हिन्दी क्या है ?	<i>'woman' kii hindii kyaa hai ?</i>	What's 'woman' in Hindi ?
जवाब (उत्तर) दीजिये ।	<i>jawaab (uttar) diijiye</i>	Give the answer
सवाल (प्रश्न) पूछिये ।	<i>sawaal (praśn) puuchiye</i>	Ask the question
अनुवाद कीजिये ।	<i>anuvaad kiijiye</i>	Translate
कोशिश कीजिये ।	<i>kośiś kiijiye</i>	Try
उच्चारण ठीक कीजिये ।	<i>uccaaraN Thiik kiijiye</i>	Correct (your) pronunciation
शब्द	<i>śabd</i>	word
एकवचन	<i>ekvacan</i>	singular
बहुवचन	<i>bahuvacan</i>	plural
धन्यवाद । शुक्रिया ।	<i>dhanyavaad, śukriyaa,</i>	thank you
मेहरबानी ।	<i>meharbaanii</i>	
शाबाश । वाह ।	<i>śaabaaś, vaah</i>	bravo
माफ़ (क्षमा) कीजिये ।	<i>maaf (kṣamaa) kiijiye</i>	excuse (me)
जल्दी बोलिये ।	<i>jaldii boliye</i>	speak fast

### 30 FAMILY RELATIONSHIPS

Many family relationships are distinguished in Hindi. Here are some of the most common ones (blood relations are **bold face**):

father	<b>पिता</b>	<i>pitaa</i>	mother	<b>माता</b>	<i>maataa</i>
(informal)	<b>बाप</b>	<i>baap</i>	(informal)	<b>माँ</b>	<i>māā</i>

parents: **माँ - बाप** *māā -baap* **माता-पिता** *maataa-pitaa*

brother, cousin	<b>भाई</b>	<i>bhaaii</i>	(older) brother's wife	<b>भाभी</b>	<i>bhaabhii</i>
sister's husband	<b>बहनोई</b>	<i>bahnoii</i>	sister, cousin	<b>बहिन</b>	<i>bahin</i>
parental grandfather	<b>दादा</b>	<i>daadaa</i>	parental grandmother	<b>दादी</b>	<i>daadii</i>
maternal grandfather	<b>नाना</b>	<i>naanaa</i>	maternal grandmother	<b>नानी</b>	<i>naanii</i>
UNCLES:			AUNTS:		
father's elder brother	<b>ताऊ</b>	<i>taauu</i>	ताऊ's wife	<b>ताई</b>	<i>taaii</i>
father's younger brother	<b>चाचा</b>	<i>caacaa</i>	चाचा's wife	<b>चाची</b>	<i>caacii</i>
फूफी's husband	<b>फूफा</b>	<i>phuuphaa</i>	father's sister	<b>फूफी</b>	<i>phuuphii</i>
mother's brother	<b>मामा</b>	<i>maamaa</i>	मामा's wife	<b>मामी</b>	<i>maamii</i>
मौसी's husband	<b>मौसा</b>	<i>mausaa</i>	mother's sister	<b>मौसी</b>	<i>mausii</i>

#### अभ्यास:

1. Identify each of the relationships below in Hindi by using the words :

माता *maataa* 'mother' पिता *pitaa* 'husband' पति *pati* 'husband' पत्नी *patnii* 'wife'  
 बड़ा *baRaa* 'elder' छोटा *choTaa* 'younger'

Example: फूफा कौन है?  
*phuupaa kaun hai ?*

पिता की बहन का पति है ।  
*pitaa kii bahin kaa pati hai.*

- १) मौसी कौन है ?                      ३) नानी कौन है ?                      ५) ताऊ कौन है ?  
 २) भाभी कौन है ?                      ४) चाचा कौन है ?

2. Give the first names of your relatives with the relationship they have to you.  
 (use as many of the relationships above as possible)

**९ सितंबर कालनिर्णय**

<b>र</b> रविवार	आश्विन शु. १० भारतीय : भाद्र १५ <b>६</b> भागवत सप्ताहारंभ	आश्विन कु. १ भारतीय : भाद्र २२ <b>१३</b>	आश्विन कु. ८ भारतीय : भाद्र २९ <b>२०</b>	आश्विन शु. १ भारतीय : आश्विन ५ <b>२७</b> शरदीय नवरात्रारंभ	
<b>सो</b> सोमवार	आश्विन शु. ११ भारतीय : भाद्र १६ <b>७</b> दोग्यारस (मध्यप्रदेश) पार्श्व परिवर्तिनी एकादशी	आश्विन कु. २ भारतीय : भाद्र २३ <b>१४</b>	आश्विन कु. ९ भारतीय : भाद्र ३० <b>२१</b> मातुनवमी नारायण गुरु पुण्यतिथि	आश्विन शु. २ भारतीय : आश्विन ६ <b>२८</b>	
<b>मं</b> मंगलवार	आश्विन शु. ५ भारतीय : भाद्र १० <b>१</b> भेलापाट (कश्मीर) ऋषीपंचमी संवत्सरी (पंचमी पक्ष)	आश्विन शु. १२ भारतीय : भाद्र १७ <b>८</b> श्रावण द्वादशी वामन जयंती	आश्विन कु. ३ भारतीय : भाद्र २४ <b>१५</b> गणेश संकष्ट चतुर्थी (अंगारक योग)	आश्विन कु. १० भारतीय : भाद्र ३१ <b>२२</b> इंदिरा स्मार्त एकादशी	आश्विन शु. ३ भारतीय : आश्विन ७ <b>२९</b>
<b>बु</b> बुधवार	आश्विन शु. ६ भारतीय : भाद्र ११ <b>२</b> सूर्यषष्ठी	आश्विन शु. १३ भारतीय : भाद्र १८ <b>९</b> प्रदोष	आश्विन कु. ४ भारतीय : भाद्र २५ <b>१६</b> भरणी श्राद्ध	आश्विन कु. ११ भारतीय : आश्विन १ <b>२३</b> वैष्णव एकादशी महाविषुव दिन	आश्विन शु. ५ भारतीय : आश्विन ८ <b>३०</b> ललिता पंचमी उषांग ललिता व्रत
<b>गु</b> गुरुवार	आश्विन शु. ७ भारतीय : भाद्र १२ <b>३</b>	आश्विन शु. १४ भारतीय : भाद्र १९ <b>१०</b> अनंत चतुर्दशी ईद-ए-मिल्लाद	आश्विन कु. ५ भारतीय : भाद्र २६ <b>१७</b> विश्वकर्मा पुजा	आश्विन कु. १२ भारतीय : आश्विन २ <b>२४</b> मघा त्रयोदशी प्रदोष शिवरात्री	अगस्त १९९२ रवि ३० २ १ १६ २३ सोम ३१ ३ १० १७ २४ मंगळ ४ ११ १८ २५ बुध ५ १२ १९ २६ गुरु ६ १३ २० २७ शुक्र ७ १४ २१ २८ मनि १ ८ १५ २२ २९
<b>शु</b> शुक्रवार	आश्विन शु. ८ भारतीय : भाद्र १३ <b>४</b> राधाष्टमी दुर्वाष्टमी महालक्ष्मी व्रतारंभ	आश्विन शु. १५ भारतीय : भाद्र २० <b>११</b> इन्द्र पूर्णिमा प्रोष्ठपदी पूर्णिमा नारायण गुरु जन्मदिन	आश्विन कु. ६ भारतीय : भाद्र २७ <b>१८</b>	आश्विन कु. १३ भारतीय : आश्विन ३ <b>२५</b>	अक्टूबर १९९२ रवि ४ ११ १८ २५ सोम ५ १२ १९ २६ मंगळ ६ १३ २० २७ बुध ७ १४ २१ २८ गुरु १ ८ १५ २२ २९ शुक्र २ ९ १६ २३ ३० मनि ३ १० १७ २४ ३१
<b>श</b> शनिवार	आश्विन शु. ९ भारतीय : भाद्र १४ <b>५</b> अदुःख नवमी	आश्विन शु. १६ भारतीय : भाद्र २१ <b>१२</b> महालयारंभ पितृपक्ष प्रारंभ भागवत सप्ताह समाप्ती	आश्विन कु. ७ भारतीय : भाद्र २८ <b>१९</b> कालाष्टमी महालक्ष्मी व्रत समापन	आश्विन कु. १४ भारतीय : आश्विन ४ <b>२६</b> सर्वोपनी दर्श अमावास्या	उत्तर भारतीय मुस्लिम कालगणना पद्धति के अनुसार एक-संवत् मास का प्रारंभ शुक्र प्रतियक्षा से माना गया है।



### 31 CALENDAR

Look at the calendar page and answer the following questions:

1. Give the Hindi equivalents for the following:

- a. Sunday
- b. Monday
- c. Tuesday
- d. Wednesday
- e. Thursday
- f. Friday
- g. Saturday
- h. September
- i. August
- j. October

2. Note that each date also includes two alternative dates. One calendar is referred to as भारतीय.

- a. What does भारतीय mean?
- b. What two भारतीय months occur in September?
- c. How are the days counted in the other calendar (at the top left of each day)?
- d. How are the two alternative calendars different?
- e. The word for full is पूरा in Hindi, पूर्ण in Sanskrit. What are the full moon days in September? Is there a relationship between these full moon days and any of the calendar dates?

3. What major Madhya Pradesh holiday is celebrated during this September?

4. What Kashmiri holiday is celebrated during this September?

5. What Muslim holiday is celebrated during this September?

6. How are abbreviations made in Hindi?

## 32. INDIAN SCENES

A word list is given at the end, but you should try to answer the questions without referring to the word list.

### 1. CINEMA

1. Write the name of the two films featured below in Devanagari and name the featured actor in each film.
2. Who wrote the music in both films?
3. Where should you put your bicycle while you are at the movie theater?
4. Is the word संघर्ष 'struggle' a native Hindi word, a foreign word, or a Sanskrit word? How do you know? What's the meaning of the title of this movie? What word is understood in the title?
5. What word is a better reflection of the meaning of प्यार का मन्दिर, प्यार or मन्दिर?



## 2. SNACK SHOP (जलपान गृह)

1. What dairy products are used to prepare the food listed?
2. What English word is used to indicate that the foods and drinks are good?
3. On the back of the wall, what is the difference between the drinks with English names and the ones listed in Hindi?

हिन्दी में जवाब दीजिये:

१) कौन-कौन दुकान में हैं ?

२) क्या समय है ?

(क) पाँच बजे (ख) साढ़े पाँच बजे (ग) छह बजे (घ) सात बजे

३) कितने ग्राहक (कस्टमर) हैं ?



### 3. SHOPS (दुकाने)

1. What 's the name of the store in the foreground?
2. Where is the store located?
3. What is listed as for sale in that shop?
4. What is the Hindi word for pharmacy ('chemist' )?
5. What kind of medicines are sold at the pharmacy.
6. How would you know that physical exams are also available in the pharmacy?



#### 4 EXCLUSIVE DISCOUNT

picture at right:

1. What's the name of this shop?
2. What do they specialize in?
3. What kind of sale of handkerchiefs is advertised?
4. What is the price of the handkerchiefs?
5. How does the store indicate that the prices are fixed?

picture below:

1. What is the Hindi word for 'discount' ?
2. What kind of sale is this?
3. What is the name of the shop?
4. How do you say 'reduced price' in Hindi?
5. What place of business is next door to the cloth store?
6. Besides trousers and shirts, what else is advertised on sale?

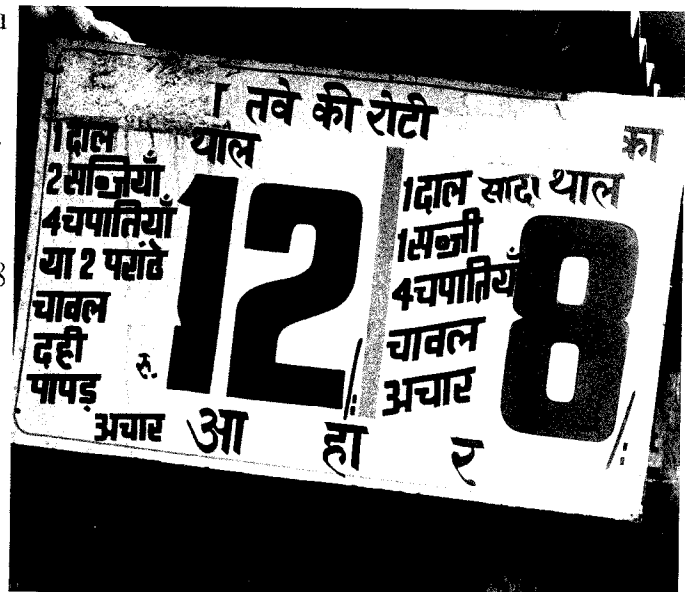


## 5. RESTAURANTS

1. What's the name of the restaurant?
2. How does the restaurant welcome its customers?
3. What can you not get in the restaurant?
4. What types of food are served?
5. What do you think उपलब्ध means?



6. What do you get for 12 rupees that you do not get for 8 rupees?
7. What choice do you have to specify when you order the 12 rupee meal?
8. What term is used to identify the 8 rupee meal?



## 6. CANNABIS

1. What is the Hindi word for cannabis?
2. Where are these cannabis shops located?
3. For what period of time are these shops licensed?
4. What kind of guarantee is given?
5. How is the cannabis ground ?
6. What is the special cannabis called?
7. Are these shops privately owned?



## 7. SWEET SHOPS

1. Where are these sweet shops located?
2. What other locations are associated with each shop?
3. What is the name of the proprietor of each shop?
4. What are the specialties of each sweet shop?
5. What is the written Sanskrit form for the spoken form मिठाई की दुकान?
6. What is the significance of the elephant god?
7. What are the words for 'disease' and 'cure' on the advertisement?
8. What 's the name of the doctor who is advertising; where does he work?





## 8. TEA

1. What is the name of the tea shop?
2. Where is the tea shop located?
3. The tea shop advertises both wholesale and retail sale; what words are used for these two terms?



## 9. DRY CLEANERS

1. Who owns the Dry Cleaners?
2. What services are advertised?
3. Where in Banaras is the shop located?
4. Is this an independent Dry Cleaner?
5. How do you explain ₹५५० ?



## VOCABULARY FOR SECTION 32

Note the rules for Devanagari alphabetical order. Vowels with a dot, either *anusvaar* or nasalization, come before vowels without a dot. Thus जाँच would come before जागना. Half consonants occur after full consonants. Thus पिसा comes before प्यार.

अचार	<i>acaar</i>	n.m.	pickle
अत्याधिक(अत्यधिक)	<i>atyadhik</i>	adj.	extremely
आलू	<i>aaluu</i>	n.m.	potato
इलाज	<i>ilaaj</i>	n.m.	cure
उपलब्ध	<i>uplabdh</i>	adj.	available
ऊन	<i>uun</i>	n.m.	wool
एवं	<i>evam</i>	conj.	and
खुला	<i>khulaa</i>	adj.	open
गुप्त	<i>gupt</i>	adj.	secret
घटा	<i>ghaTaa</i>	adj.	reduced
चर्मरोग	<i>carm rog</i>	n.m.	skin disease
चाय	<i>caay</i>	n.f.	tea
चावल	<i>caawal</i>	n.m.	rice
जाँच	<i>jãac</i>	n.f.	check-up
टिकिया	<i>Tikiyaa</i>	n.f.	patty
थाल	<i>thaal</i>	n.m.	tray
थोक	<i>thok</i>	adj.	wholesale
दही	<i>dahii</i>	n.m.	yoghurt
दवाखाना	<i>dawaaxaanaa</i>	n.m.	pharmacy
दाग	<i>daag</i>	n.m.	spot
दाम	<i>daam</i>	n.m.	price
दाल	<i>daal</i>	n.f.	lentils
दुकान	<i>dukaan</i>	n.f.	shop
धुलाई	<i>dhulaaii</i>	n.f.	washing
निर्माता	<i>nirmaataa</i>	n.m.	preparer
पिसा	<i>pisaa</i>	adj.	ground
प्यार	<i>pyaar</i>	n.m.	love
फुटकर	<i>phuTkar</i>	adj.	retail

विक्रेता	<i>vikretaa</i>	n.f.	seller
बेमिसाल	<i>bemisaal</i>	adj.	unprecedented
भंडार	<i>bhaNDaar</i>	n.m.	store
भांग	<i>bhāāg</i>	n.f.	cannabis
मिठाई	<i>miThaaii</i>	n.f.	sweet
मिष्ठान(मिष्ठान्न)	<i>miṣṬaann</i>	n.m.	sweet
हाथ	<i>haath</i>	n.m.	hand
सरकारी	<i>sarkaarii</i>	adj.	government
सादा	<i>saadaa</i>	adj.	plain
रंगाई	<i>rangaaii</i>	n.f.	dyeing
रफू	<i>rafuu</i>	n.m.	mending
रुमाल	<i>rumaal</i>	n.m.	handkerchief
रोग	<i>rog</i>	n.m.	disease
वर्ष	<i>vars</i>	n.m.	year
विश्वसनीय	<i>viśvasniiy</i>	adj.	reliable
शाकाहारी	<i>śaakaahaarii</i>	adj.	vegetarian
शुद्ध	<i>śuddh</i>	adj.	pure
सफ़ेद	<i>safed</i>	adj.	white
सादा	<i>saadaa</i>	adj.	plain
सुगन्धित	<i>sugandhit</i>	adj.	good-smelling
सुनबहरी	<i>sunbahrii</i>	n.f.	deafness
स्थापित	<i>sthaapit</i>	adj.	established
स्वागत करना	<i>svaagat karnaa</i>	verb	welcome

## 33 HOTEL MENU

Below is the notice at the beginning of a hotel menu. The Hindi used is somewhat difficult, but you should still be able to guess what is said in each section by picking out the English words and simple Hindi words you already know. In the following pages there are some items from the menu and several questions about each. Although you will rarely see a printed menu in Hindi in India (smaller restaurants which do not use menus do post the names of dishes in Hindi on the wall), looking through the list of dishes will give you more practice in recognizing words in Devanagari and learning the names of some common foods.

### सूचना

रूम सर्विस के लिए कृपया एक्सटेंशन 5 से सम्पर्क करें।

अतिथियों को रूम सर्विस के जरिए सर्व किया गया भोजन होटल के मुख्य किचन से दिया जाता है। यह किचन एकदम साफ और रोगाणुरहित है।

कृपया अपने सभी आर्डर टेलीफोन पर दें।

हम कम से कम समय में आपके आर्डर को पूरा करने का भरसक प्रयास करेंगे। किन्तु कुछ खाद्य वस्तुओं और भोजन के लिए कृपया 20-30 मिनट हमें अवश्य दें।

ट्रे अथवा ट्रॉली को हटवाने के लिए कृपया रूम सर्विस ( एक्सटेंशन 5 ) को टेलीफोन करें।

अतिथियों से प्रबन्धकवर्ग का अनुरोध है कि वे होटल के बाहर से कोई भी खाद्य वस्तु न लाएं।

10 व्यक्तियों से अधिक की पार्टी के लिए कृपया हमारे खाद्य एवं पेय कार्यालय ( एक्सटेंशन 215 ) से सम्पर्क करें।

प्रबन्धकवर्ग

## 1. Breakfast

Code No.	नाश्ता	
	(प्रातः 7.00 बजे से 10.30 बजे तक)	
211	काँटिनेंटल नाश्ता रस (डिब्बा बन्द) (छोटा) (संतरा, टमाटर, अनन्नास) टोस्ट या रोल्स (मक्खन या जैम के साथ) चाय या काफी	1. What are the words used for (a) breakfast and (b) morning 2. What are the two kinds of breakfasts offered? 3. What are the differences between the two breakfasts?
212	भारतीय नाश्ता फल रस (ताजा) (छोटा) मक्खन पराँठा, रायते के साथ या पूरी - भाजी चाय या काफी	(a) in the juice (b) in the breads 4. What is the same in the two breakfasts? 5. What are the three kinds of juice offered? 6. How is <i>fruit juice</i> translated into Hindi? What would be a more correct translation?
213	ताजा फल रस	7. What fruits are available?
214	(मौसम के अनुसार)	8. What word is used for <i>slice</i> ?
215	डिब्बाबंद रस	9. What two kinds of cereal are available?
216	ताजे फल	10. What is <i>to order</i> as in <i>eggs to order</i> in Hindi?
217	पपीते की फाँक	11. What is offered with the eggs?
217	केला/संतरा/सेब	12. What do you get with a paratha ?
218-219	कार्नफ्लैक्स/दलिया - दूध के साथ	13. What hot drinks are available (4) ?
220	आर्डर के अनुसार अण्डे	14. What two kinds of lassi are available?
221	(हैम, बेकन या सॉसजिस के साथ)	15. What does the note at the bottom of the list indicate?
222	वेजिटेबल कटलेट	
223	मक्खन पराँठा (रायता/भाजी के साथ)	
224	पूरी - भाजी बेकर की डलिया से	
225	टोस्ट	
226	रोल्स	
	पेय	
227-228	चाय/काँफी	
229-230	हॉट चॉकलेट/बॉर्नवीटा	
231	लस्सी (मीठी या नमकीन)	

## 2. Meal Suggestions

Code No.	खाने के लिए सुझाव	
	दोपहर 1.00 बजे से 2.30 बजे तक रात्रि 8.30 बजे से 11.30 बजे तक	
	<b>रुचिवर्धक</b>	
249	रशियन सैलैड (आलू, मटर व गाजर के घनाकार टुकड़ों पर मेंअनेज सॉस डालकर)	1. What word is used for <i>suggestion</i> ?
250	हावाई बाउल (लेमन ड्रैसिंग में पनीर व अनन्नास के टुकड़े)	2. What is the word used for <i>meal</i> ?
	<b>सूप</b>	3. What are the places associated with the two appetizers offered?
251	फ्रेंच ऑनियन	4. What are the ingredients of the salad?
252	हॉट कॉन्सामे	5. What are the five kinds of soup available?
253-254-255	टमाटर/खुम्बी/मुर्ग सूप	6. Give the Hindi for (a) golden fried (b) crispy fried
	<b>कॉटिनेंटल और भारतीय</b>	7. What is served with the mutton Stroganoff?
369	फिश एन चिप्स (सुनहरी तली मछली-टार्टर सॉस और फ्रेंच फ्राइज के साथ)	8. How is the Nawab Kabab served?
256	गोल्डन चिकन (कुरकुरा तला मुर्ग और चिप्स)	9. What part of the chicken is used to make Tangri Kabab? What is the other ingredient?
257	मटन स्ट्रॉगनॉफ (विशेष सॉस में बने मटन के घनाकार टुकड़े - चावल के साथ)	10. What is Chicken Tandoori soaked in ? What is the Hindi word for <i>oven</i> ?
258	नवाब कबाब (चावलों की तह पर कीमा कबाब - शेफ द्वारा बनाई विशेष सॉस के साथ)	11. How does Chicken Tikka differ from Chicken Tandoori?
	<b>तंदूरी व्यंजन</b>	12. What expression is used for <i>melt in your mouth</i> in the description of the Chicken Tikka?
259	टंगड़ी कबाब (मसालों में रखने के बाद मुर्ग की टाँगों का विशिष्ट कबाब)	13. What is kabab baked on a skewer called?
260	चिकन तंदूरी (पूरा)	14. Which kabab can be eaten by vegetarians?
261	(आधा) (मसालेदार दही में रखने के बाद तंदूर में पकाया गया मुर्ग)	
262	चिकन तिकका (मसालेदार दही में रखने के बाद तंदूर में पके मुर्ग के हड्डी रहित टुकड़े)	
263	फिश तिकका ईरानी (मसालों में रखने के बाद भरवां मछली को इस प्रकार तंदूर में पकाया गया कि रखते ही मंह में घुल जाए)	
264	सीख कबाब (तंदूर में सीख पर भुना मसालेदार कीमा - कबाब)	
265	पनीर कबाब (तंदूर में सिके पनीर के नरम टुकड़े)	

### 3. Curries

- सामिष करियाँ**
- 266 मसाला फिश करी  
( भारतीय मसालेदार करी में पकी मछली )
- 267 मुर्ग तरी वाला  
( विशिष्ट भारतीय मुर्ग तरी )
- 268 मुर्ग मक्खनी  
( टमाटर यखनी में पका मुर्ग - मक्खन व क्रीम डालकर )
- 269 रोगनी लैम्ब  
( पौष्टिक यखनी में पका गोश्त )
- निरामिष करियाँ**
- 270 पनीर मक्खनी  
( टमाटर यखनी में पके पनीर के टुकड़े - क्रीम व मक्खन डालकर )
- 271 मलाई कोफ्ता  
( पौष्टिक करी में पके पनीर के भरवां कोफ्ते )
- 272 खुम्बी मटर
- 273 सूखी सब्जी  
( मौसम के अनुसार )
- 274 दाल महारानी
- 275 रायता
- 276 हरा सलाद
- चावल के व्यंजन**
- 277 मुर्ग बिरयानी
- 278 गोश्त बिरयानी
- 279 बेजिटबल पुलाव
- 280 सादे चावल
- भारतीय रोटियाँ**
- 281 नॉन
- 282 पराँठा
- 283 तन्दूरी रोटी
- मिष्ठान्न**
- 284 रस मलाई
- 286 रस गुल्ला
- 285 गुलाब जामुन
- 287 फ्रूट सलाद ( सादा )
- 288 ( आइस क्रीम के साथ )
- पंसदीदा आइसक्रीम**
- 289 वनिल्ला/चाँकलेट/स्ट्रॉबेरी
- 290 कसाटा
- 291 कुल्फी


1. What are the words used for
  - (a) vegetarian and
  - (b) non-vegetarian
2. What Hindi word is used for sauce ?
3. What is the Hindi word for fish ?
4. What word is used for
  - (a) spice
  - (b) spicy
5. What vegetable dishes are available?
6. What are the four ways rice is served?
7. What kinds of breads are available?
8. What Indian sweets are available?
9. What are the 5 kinds of ice cream?



## 4. Snacks & Soft Drinks

Code No.	<b>स्नैक्स और हल्के पेय</b> दोपहर 3.00 बजे से सायं 7.30 बजे तक
	<b>टिप्सी ट्रीट</b>
234	फिश फिंगर
235	चिकन कटलेट
236	सुल्ताना कटलेट
270	वेजिटेबल कटलेट
237	चीज़ एण्ड पाइनएप्पल स्टिक्स
	<b>पप्फी पकोड़े</b>
238	मुर्ग
239	चीज़
240	सब्जी
241	<b>ट्रिपल क्लब</b> (विशिष्ट तीन परतों वाला मुर्ग, टमाटर, पनीर व अण्डे से बना सैंडविच)
	<b>बिटवीन द टू</b> (पसंदीदा सैंडविच)
242-243-245	मुर्ग / पनीर / अण्डा
246	टमाटर / खीरा / कोल स्लॉ
247	काजू
248	फिंगर चिप्स
	<b>पेय व हल्के पेय</b>
227-228	चाय/कॉफी
229-230	हॉट चॉकलेट/बॉनवीटा
232	कोल्ड कॉफी सादी
233	(आइसक्रीम के साथ) ताजा रस
130	एअरेटिड पेय
138	सोडा
135	खनिज जल

1. What Western snacks are available?
2. What three kinds of pakoras are there?
3. What do you get in a triple club sandwich?
4. What other sandwiches are there?
5. What are the three ways coffee is served?
6. What is the Hindi word for *drink* ?





## Review of Hindi Consonants

**ka varg:** back of tongue touches the soft (back) palate

क	ka	voiceless unaspirated	like English <i>k</i> , but unaspirated as in <i>skit, sky</i>
ख	kha	voiceless aspirated	like English <i>k</i> , but more strongly aspirated
ग	ga	voiced unaspirated	like English <i>g</i> in <i>good, gate</i>
घ	gha	voiced aspirated	no English equivalent (aspirated version of ग )

**ca varg:** middle of tongue touches the hard palate

च	ca	voiceless unaspirated	like English <i>ch</i> in <i>church, chickpea</i>
छ	cha	voiceless aspirated	no English equivalent (aspirated version of च )
ज	ja	voiced unaspirated	like English <i>j</i> in <i>judge, jog</i>
झ/झ	jha	voiced aspirated	no English equivalent (aspirated version of ज )

**Ta varg:** tip of tongue touches hard palate with some retroflexion of the tongue

ट	Ta	voiceless unaspirated	no English equivalent (however, in borrowed words in Hindi, this consonant is substituted for English <i>t</i> )
ठ	Tha	voiceless aspirated	no English equivalent (aspirated version of ट )
ड	Da	voiced unaspirated	no English equivalent (however, in borrowed words in Hindi, this consonant is substituted for English <i>d</i> )
ढ	Dha	voiced aspirated	no English equivalent (aspirated version of ड )
ण	Na	nasal consonant	usually pronounced like न , except when followed by one of the retroflexes above; then it is always pronounced as a retroflex nasal.

**tongue-flip consonants:** tip of tongue flips from retroflex position to middle of mouth

ड़	Ra	voiced unaspirated	no English equivalent
ढ़	Rha	voiced aspirated	no English equivalent (aspirated version of ङ )

**ta varg:** tip of tongue touches the teeth (not the ridge behind the teeth like in English)

त	ta	voiceless unaspirated	no English equivalent (like Spanish <i>t</i> )
थ	tha	voiceless aspirated	no English equivalent (however, in borrowed words in Hindi, this consonant is substituted for English <i>th</i> as in <i>bath बाथ</i> )
द	da	voiced unaspirated	no English equivalent (like Spanish <i>d</i> )
ध	dha	voiced aspirated	no English equivalent (however, in borrowed words in Hindi, this consonant is substituted for English <i>th</i> as in <i>the थी</i> )
न	na	nasal	no English equivalent (like Spanish <i>n</i> )

**pa varg:** labial consonants

प	pa	voiceless unaspirated	like English <i>p</i> but unaspirated as in <i>spit, spy</i>
फ	pha	voiceless aspirated	like English <i>p</i> but more strongly aspirated
ब	ba	voiced unaspirated	similar to English <i>b</i>
भ	bha	voiced aspirated	no English equivalent (aspirated version of ब )
म	ma	nasal	similar to English <i>m</i>

**other consonants**

य	ya	semi-vowel	similar to English <i>y</i> in <i>yes</i>
र	ra	trill	no English equivalent (like Spanish <i>r</i> )
ल	l	lateral	no English equivalent (tongue touches teeth)
व	va	like English <i>w</i> in वह, बाह, गाँव but before [e] or [i] as in विदेशी more like <i>v</i>	
श	śa	sibilant	like English <i>sh</i> in <i>shot</i>
ष	ṣa	sibilant	usually pronounced like श
स	sa	sibilant	like English <i>s</i> in <i>sea, soft</i>
ह	h		similar to English <i>h</i> in <i>Himalaya, home</i>

**common Perso-Arabic consonants (not considered separate in Devanagari alphabet)**

ख़	xa	air flows between back of tongue and soft palate, like <i>ch</i> in Scottish <i>loch</i> , German <i>Bach</i> .
ज़	za	voiced fricative like English <i>z</i> in <i>bazaar</i>
फ़	fa	voiceless fricative like English <i>f</i>

